

9. Quantum Chromodynamics

Revised August 2025 by J. Huston (Michigan State U.), K. Rabbertz (KIT) and G. Zanderighi (MPP, Garching; TU Munich).

9.1	Basics	1
9.1.1	Running coupling	2
9.1.2	Quark masses	3
9.2	Structure of QCD predictions	4
9.2.1	Fully inclusive cross sections	4
9.2.2	Processes with initial-state hadrons	5
9.2.3	Cross sections with phase-space restrictions	10
9.2.4	Accuracy of predictions	19
9.3	Experimental studies of QCD	21
9.3.1	Hadronic final-state observables	22
9.3.2	QCD measurements at colliders	25
9.4	Determinations of the strong coupling constant	31
9.4.1	Hadronic τ decays and low Q^2 continuum:	32
9.4.2	Heavy quarkonia decays:	33
9.4.3	PDF fits:	33
9.4.4	Hadronic final states of e^+e^- annihilations:	35
9.4.5	Observables from hadron-induced collisions:	37
9.4.6	Electroweak precision fit:	39
9.4.7	Lattice QCD:	39
9.4.8	Determination of the world average value of $\alpha_s(m_Z^2)$:	41

9.1 Basics

Quantum Chromodynamics (QCD), the gauge field theory that describes the strong interactions of colored quarks and gluons, is the $SU(3)$ component of the $SU(3) \times SU(2) \times U(1)$ Standard Model of Particle Physics. The Lagrangian of QCD is given by

$$\mathcal{L} = \sum_q \bar{\psi}_{q,a} (i\gamma^\mu \partial_\mu \delta_{ab} - g_s \gamma^\mu t_{ab}^C A_\mu^C - m_q \delta_{ab}) \psi_{q,b} - \frac{1}{4} F_{\mu\nu}^A F^{A\mu\nu}, \quad (9.1)$$

where repeated indices are summed over. The γ^μ are the Dirac γ -matrices. The $\psi_{q,a}$ are quark-field spinors for a quark of flavor q and mass m_q , with a color index a that runs from $a = 1$ to $N_c = 3$, *i.e.* quarks come in three “colors.” Quarks are said to be in the fundamental representation of the $SU(3)$ color group.

The A_μ^C correspond to the gluon fields, with C running from 1 to $N_c^2 - 1 = 8$, so that there are eight kinds of gluons. Gluons transform under the adjoint representation of the $SU(3)$ color group. The t_{ab}^C correspond to eight 3×3 matrices and are the generators of the $SU(3)$ group (*cf.* the section on “ $SU(3)$ isoscalar factors and representation matrices” in this *Review*, with $t_{ab}^C \equiv \lambda_{ab}^C/2$), where λ_{ab}^C are the Gell-Mann matrices. They encode the fact that a gluon’s interaction with a quark rotates the quark’s color in $SU(3)$ space. The quantity g_s (or $\alpha_s = \frac{g_s^2}{4\pi}$) is the QCD coupling constant.

Besides quark masses, which have electroweak origin, it is the most fundamental parameter of QCD. Finally, the field tensor $F_{\mu\nu}^A$ is given by

$$\begin{aligned} F_{\mu\nu}^A &= \partial_\mu \mathcal{A}_\nu^A - \partial_\nu \mathcal{A}_\mu^A - g_s f_{ABC} \mathcal{A}_\mu^B \mathcal{A}_\nu^C, \\ [t^A, t^B] &= if_{ABC} t^C, \end{aligned} \quad (9.2)$$

where the f_{ABC} are the structure constants of the SU(3) group.

Neither quarks nor gluons are observed as free particles. Hadrons are color-singlet (*i.e.* color-neutral) combinations of quarks, antiquarks, and gluons.

Ab-initio predictive methods for QCD include lattice gauge theory and perturbative expansions in the coupling. The Feynman rules of QCD involve a quark-antiquark-gluon ($q\bar{q}g$) vertex, a 3-gluon vertex (both proportional to g_s), and a 4-gluon vertex (proportional to g_s^2). A full set of Feynman rules is to be found for example in Refs. [1, 2].

Adopting a standard notation where repeated indices are summed over, useful color-algebra relations include: $t_{ab}^A t_{bc}^A = C_F \delta_{ac}$, where $C_F \equiv (N_c^2 - 1)/(2N_c) = 4/3$ is the color factor (“Casimir”) associated with gluon emission from a quark; $f_{ACD} f_{BCD} = C_A \delta_{AB}$, where $C_A \equiv N_c = 3$ is the color factor associated with gluon emission from a gluon; $t_{ab}^A t_{ab}^B = T_R \delta_{AB}$, where $T_R = 1/2$ is the color factor for a gluon to split to a $q\bar{q}$ pair.

There is freedom for an additional CP -violating term to be present in the QCD Lagrangian, $\frac{\theta \alpha_s}{8\pi} F^{A\mu\nu} \tilde{F}_{\mu\nu}^A$, where θ is an additional free parameter, and $\tilde{F}_{\mu\nu}^A$ is the dual of the gluon field tensor, $\frac{1}{2} \epsilon_{\mu\nu\sigma\rho} F^{A\sigma\rho}$, with $\epsilon_{\mu\nu\sigma\rho}$ being the fully antisymmetric Levi-Civita symbol. Experimental limits on the electric dipole moment (EDM) of ultracold neutrons [3, 4] and atomic mercury [5] constrain the QCD vacuum angle to satisfy $|\theta| \lesssim 10^{-10}$. For an overview of current and future experiments measuring EDMs see [6]. Further discussion is to be found in Ref. [7] and in the Axions section in the Listings of this *Review*.

This section will concentrate mainly on perturbative aspects of QCD as they relate to collider physics. Related textbooks and lecture notes include Refs. [1, 2, 8–11]. Aspects specific to Monte Carlo event generators are reviewed in the dedicated section 43. Lattice QCD is also reviewed in a section of its own, Sec. 17, with further discussion of perturbative and non-perturbative aspects to be found in the sections on “Quark Masses”, “The CKM quark-mixing matrix”, “Structure functions”, “Fragmentation Functions”, “High Energy Soft QCD and Diffraction”, “Passage of Particles Through Matter” and “Heavy-Quark and Soft-Collinear Effective Theory” in this *Review*.

9.1.1 Running coupling

In the framework of perturbative QCD (pQCD), predictions for observables are expressed in terms of the renormalized coupling $\alpha_s(\mu_R^2)$, a function of an (unphysical) renormalization scale μ_R . When one takes μ_R close to the scale of the momentum transfer Q in a given process, then $\alpha_s(\mu_R^2 \simeq Q^2)$ is indicative of the effective strength of the strong interaction in that process.

The coupling satisfies the following renormalization group equation (RGE):

$$\mu_R^2 \frac{d\alpha_s}{d\mu_R^2} = \beta(\alpha_s) = -(b_0 \alpha_s^2 + b_1 \alpha_s^3 + b_2 \alpha_s^4 + \dots), \quad (9.3)$$

where $b_0 = (11C_A - 4n_f T_R)/(12\pi) = (33 - 2n_f)/(12\pi)$ is referred to as the 1-loop β -function coefficient, the 2-loop coefficient is $b_1 = (17C_A^2 - n_f T_R(10C_A + 6C_F))/(24\pi^2) = (153 - 19n_f)/(24\pi^2)$, and the 3-loop coefficient is $b_2 = (2857 - \frac{5033}{9}n_f + \frac{325}{27}n_f^2)/(128\pi^3)$ for the SU(3) values of C_A and C_F . Here n_f is the number of quark flavors. The 4-loop coefficient, b_3 , is to be found in Refs. [12, 13], while the 5-loop coefficient, b_4 , is in Refs. [14–18]. The coefficients b_2 and b_3 (and beyond) are renormalization-scheme-dependent and given here in the modified minimal subtraction scheme ($\overline{\text{MS}}$) [19], by far the most widely used scheme in QCD and the one adopted in the following.

The minus sign in Eq. (9.3) is the origin of “asymptotic freedom” [20, 21], *i.e.* the fact that the strong coupling becomes weak for processes involving large momentum transfers (“hard processes”). For momentum transfers in the 0.1–1 TeV range, $\alpha_s \sim 0.1$, while the theory is strongly interacting for scales around and below 1 GeV.

The β -function coefficients, the b_i , are given for the coupling of an *effective theory* in which n_f of the quark flavors are considered light ($m_q \ll \mu_R$), and in which the remaining heavier quark flavors decouple from the theory. One may relate the coupling for the theory with $n_f + 1$ light flavors to that with n_f flavors through an equation of the form

$$\alpha_s^{(n_f+1)}(\mu_R^2) = \alpha_s^{(n_f)}(\mu_R^2) \left(1 + \sum_{n=1}^{\infty} \sum_{\ell=0}^n c_{n\ell} [\alpha_s^{(n_f)}(\mu_R^2)]^n \ln^\ell \frac{\mu_R^2}{m_h^2} \right), \quad (9.4)$$

where m_h is the mass of the $(n_f+1)^{\text{th}}$ flavor, and the first few $c_{n\ell}$ coefficients are $c_{11} = \frac{1}{6\pi}$, $c_{10} = 0$, $c_{22} = c_{11}^2$, $c_{21} = \frac{11}{24\pi^2}$, and $c_{20} = -\frac{11}{72\pi^2}$ when m_h is the $\overline{\text{MS}}$ mass at scale m_h , while $c_{20} = \frac{7}{24\pi^2}$ when m_h is the pole mass (mass definitions are discussed below in Sec. (9.1.2) and in the review on “Quark Masses”). Terms up to $c_{4\ell}$ with $0 \leq \ell \leq 4$ are to be found in Refs. [22, 23]. Numerically, when one chooses $\mu_R = m_h$, the matching is a modest effect, owing to the zero value for the c_{10} coefficient. Relations between n_f and (n_f+2) flavors where the two heavy flavors are close in mass are given to three loops in Ref. [24].

Working in an energy range where the number of flavors is taken constant, a simple exact analytic solution exists for Eq. (9.3) only if one neglects all but the b_0 term, giving $\alpha_s(\mu_R^2) = (b_0 \ln(\mu_R^2/\Lambda^2))^{-1}$. Here Λ is a constant of integration, which corresponds to the scale where the perturbatively-defined coupling would diverge. Its value is indicative of the energy range where non-perturbative dynamics dominates. A convenient approximate analytic solution to the RGE that includes terms up to b_4 is given by solving iteratively Eq. (9.3)

$$\begin{aligned} \alpha_s(\mu_R^2) \simeq & \frac{1}{b_0 t} \left(1 - \frac{b_1 \ell}{b_0^2 t} + \frac{b_1^2(\ell^2 - \ell - 1) + b_0 b_2}{b_0^4 t^2} + \right. \\ & + \frac{b_1^3(-2\ell^3 + 5\ell^2 + 4\ell - 1) - 6b_0 b_2 b_1 \ell + b_0^2 b_3}{2b_0^6 t^3} + \\ & + \frac{18b_0 b_2 b_1^2(2\ell^2 - \ell - 1) + b_1^4(6\ell^4 - 26\ell^3 - 9\ell^2 + 24\ell + 7)}{6b_0^8 t^4} \\ & \left. + \frac{-b_0^2 b_3 b_1(12\ell + 1) + 2b_0^2(5b_2^2 + b_0 b_4)}{6b_0^8 t^4} \right), \quad (9.5) \end{aligned}$$

with $t \equiv \ln \frac{\mu_R^2}{\Lambda^2}$ and $\ell = \ln t$, again parameterized in terms of a constant Λ . Note that Eq. (9.5) is one of several possible approximate 4-loop solutions for $\alpha_s(\mu_R^2)$, and that a value for Λ only defines $\alpha_s(\mu_R^2)$ once one knows which particular approximation is being used. An alternative to the use of formulas such as Eq. (9.5) is to solve the RGE exactly, numerically (including the discontinuities, Eq. (9.4), at flavor thresholds). In such cases the quantity Λ does not directly arise (though it can be defined, *cf.* Eqs. (1–3) of Ref. [25]). For these reasons, in determinations of the coupling, it has become standard practice to quote the value of α_s at a given scale (typically the mass of the Z boson, m_Z) rather than to quote a value for Λ .

A discussion of determinations of the coupling and a graph illustrating its scale dependence (“running”) are to be found in Section 9.4.

9.1.2 Quark masses

Free quarks have never been observed, which is understood as a result of a long-distance, confining property of the strong QCD force: up, down, strange, charm, and bottom quarks all

hadronize, *i.e.* become part of a meson or baryon, on a timescale $\sim 1/\Lambda$; the top quark instead decays before it has time to hadronize. This means that the question of what one means by the quark mass is a complex one, which requires one to adopt a specific prescription. A perturbatively defined prescription is the pole mass, m_q , which corresponds to the position of the divergence of the quark propagator. This is close to one's physical picture of mass. However, when relating it to observable quantities, it suffers from a badly behaved perturbative series which makes it ambiguous to an amount related to Λ (see *e.g.* Ref. [26–28]). An alternative is the $\overline{\text{MS}}$ mass, $\overline{m}_q(\mu_R^2)$, which depends on the renormalization scale μ_R .

Results for the masses of heavier quarks are often quoted either as the pole mass or as the $\overline{\text{MS}}$ mass evaluated at a scale equal to the mass, $\overline{m}_q(\overline{m}_q^2)$; light quark masses are often quoted in the $\overline{\text{MS}}$ scheme at a scale $\mu_R \sim 2 \text{ GeV}$. The pole and $\overline{\text{MS}}$ masses are related by a series that starts as $m_q = \overline{m}_q(\overline{m}_q^2)(1 + \frac{4\alpha_s(\overline{m}_q^2)}{3\pi} + \mathcal{O}(\alpha_s^2))$, while the scale dependence of $\overline{\text{MS}}$ masses is given at lowest order by

$$\mu_R^2 \frac{d\overline{m}_q(\mu_R^2)}{d\mu_R^2} = \left[-\frac{\alpha_s(\mu_R^2)}{\pi} + \mathcal{O}(\alpha_s^2) \right] \overline{m}_q(\mu_R^2). \quad (9.6)$$

A more detailed discussion is to be found in a dedicated section of the *Review*, “Quark Masses”, with detailed formulas also in Ref. [29] and references therein.

In perturbative QCD calculations of scattering processes, it is customary to employ an approximation where the masses of all quarks, whose magnitudes are much smaller than the momentum transfer involved in the process, are neglected or set to zero.

9.2 Structure of QCD predictions

9.2.1 Fully inclusive cross sections

The simplest observables in perturbative QCD are those that do not depend on initial-state hadrons and are fully inclusive, disregarding specific details of the final state. An example of such an observable is the total cross section for the process $e^+e^- \rightarrow \text{hadrons}$ at a center-of-mass energy Q . It can be expressed as follows:

$$\frac{\sigma(e^+e^- \rightarrow \text{hadrons}, Q)}{\sigma(e^+e^- \rightarrow \mu^+\mu^-, Q)} \equiv R(Q) = R_{\text{EW}}(Q)(1 + \delta_{\text{QCD}}(Q)), \quad (9.7)$$

where $R_{\text{EW}}(Q)$ is the purely electroweak prediction for the ratio and $\delta_{\text{QCD}}(Q)$ is the correction due to QCD effects.

For the sake of simplicity, we can focus on energies where $Q \ll m_Z$, where the primary contribution to the process comes from photon exchange (while disregarding electroweak and finite-quark-mass corrections) denoted as $R_{\text{EW}} = N_c \sum_q e_q^2$, with e_q representing the electric charges of the quarks in units of e . The QCD correction reads

$$\delta_{\text{QCD}}(Q) = \sum_{n=1}^{\infty} c_n \cdot \left(\frac{\alpha_s(Q^2)}{\pi} \right)^n + \mathcal{O}\left(\frac{\Lambda^4}{Q^4}\right). \quad (9.8)$$

The first four terms in the α_s series expansion are [30]

$$c_1 = 1, \quad c_2 = 1.9857 - 0.1152n_f, \quad (9.9a)$$

$$c_3 = -6.63694 - 1.20013n_f - 0.00518n_f^2 - 1.240\eta, \quad (9.9b)$$

$$c_4 = -156.61 + 18.775n_f - 0.7974n_f^2 + 0.0215n_f^3 - (17.828 - 0.575n_f)\eta, \quad (9.9c)$$

with $\eta = (\sum e_q)^2 / (N_c \sum e_q^2)$ and $N_c = 3$. For corresponding expressions including also Z exchange and finite-quark-mass effects, see Refs. [31–33].

A related series holds also for the QCD corrections to the W -boson decay or to the hadronic decay width of the τ lepton. The latter essentially involves an integral of $R(Q)$ over the allowed range of invariant masses of the hadronic part of the τ decay (see *e.g.* Ref. [34]). The series expansions for QCD corrections to Higgs-boson hadronic (partial) decay widths in the limit of heavy top quark and massless light flavors up to fifth order are given in Ref. [35].

One characteristic feature of Eqs. (9.8) and (9.9) is that the coefficients of α_s^n increase order by order: calculations in perturbative QCD tend to converge more slowly than would be expected based just on the size of α_s . The situation is significantly worse near thresholds or in the presence of tight kinematic cuts. Another feature is the existence of an extra “power-correction” term $\mathcal{O}(\Lambda^4/Q^4)$ in Eq. (9.8), which accounts for contributions that are fundamentally non-perturbative. All high-energy QCD predictions involve power corrections $(\Lambda/Q)^p$, although typically the suppression of these corrections with Q is smaller than given in Eq. (9.8), where $p = 4$. The exact power p depends on the observable and, for many processes and observables, it is possible to introduce an operator product expansion and associate power-suppressed terms with specific higher-dimension (non-perturbative) operators [36].

Scale dependence. In Eq. (9.8) the renormalization scale for α_s has been chosen equal to Q . The result can also be expressed in terms of the coupling at an arbitrary renormalization scale μ_R ,

$$\delta_{\text{QCD}}(Q) = \sum_{n=1}^{\infty} \bar{c}_n \left(\frac{\mu_R^2}{Q^2} \right) \cdot \left(\frac{\alpha_s(\mu_R^2)}{\pi} \right)^n + \mathcal{O} \left(\frac{\Lambda^4}{Q^4} \right), \quad (9.10)$$

where $\bar{c}_1(\mu_R^2/Q^2) \equiv c_1$, $\bar{c}_2(\mu_R^2/Q^2) = c_2 + \pi b_0 c_1 \ln(\mu_R^2/Q^2)$, $\bar{c}_3(\mu_R^2/Q^2) = c_3 + (2b_0 c_2 \pi + b_1 c_1 \pi^2) \times \ln(\mu_R^2/Q^2) + b_0^2 c_1 \pi^2 \ln^2(\mu_R^2/Q^2)$, *etc.* Given an infinite number of terms in the α_s expansion, the μ_R dependence of the $\bar{c}_n(\mu_R^2/Q^2)$ coefficients will exactly cancel that of $\alpha_s(\mu_R^2)$, and the final result will be independent of the choice of μ_R : physical observables do not depend on unphysical scales.¹

With just terms up to some finite $n = N$, a residual μ_R dependence will remain, which implies an uncertainty on the prediction of $R(Q)$ due to the arbitrariness of the scale choice. This uncertainty will be $\mathcal{O}(\alpha_s^{N+1})$, *i.e.* of the same order as the neglected higher-order terms. For this reason it is customary to use the scale dependence of QCD predictions as an estimate of the uncertainties due to neglected terms. One usually takes a central value for $\mu_R \sim Q$, in order to avoid the poor convergence of the perturbative series that results from the large $\ln^{n-1}(\mu_R^2/Q^2)$ terms in the \bar{c}_n coefficients when $\mu_R \ll Q$ or $\mu_R \gg Q$. Uncertainties are then commonly determined by varying μ_R by a factor of two up and down around the central scale choice. This is not a rigorous prescription for determining the uncertainty, but is motivated by the requirement that there should not be large logarithms introduced into a calculation by large ratios of scales. A more detailed discussion on the accuracy of theoretical predictions and on ways to estimate the theoretical uncertainties can be found in Section 9.2.4.

9.2.2 Processes with initial-state hadrons

Deep-Inelastic Scattering. To illustrate the key features of QCD cross sections in processes with initial-state hadrons, let us consider deep-inelastic scattering (DIS), $e + p \rightarrow e + X$, where an electron e with four-momentum k emits a highly off-shell photon (momentum q) that interacts with the proton (momentum p). For photon virtualities $Q^2 \equiv -q^2$ far above the squared proton mass (but far below the squared Z mass), the differential cross section in terms of the kinematic

¹With respect to pQCD there is an important caveat to this statement: at sufficiently high orders, perturbative series generally suffer from “renormalon” divergences $\alpha_s^n n!$ (reviewed in Ref. [26]). This phenomenon is not usually visible with the limited number of perturbative terms available today. However, it is closely connected with non-perturbative contributions and sets a limit on the possible precision of perturbative predictions. The cancellation of scale dependence will also ultimately be affected by this renormalon-induced breakdown of perturbation theory.

variables Q^2 , $x = Q^2/(2p \cdot q)$ and $y = (q \cdot p)/(k \cdot p)$ is

$$\frac{d^2\sigma}{dx dQ^2} = \frac{4\pi\alpha^2}{2xQ^4} \left[(1 + (1 - y)^2)F_2(x, Q^2) - y^2 F_L(x, Q^2) \right], \quad (9.11)$$

where α is the electromagnetic coupling and $F_2(x, Q^2)$ and $F_L(x, Q^2)$ are proton structure functions, which encode the interaction between the photon and the proton. In the presence of parity-violating interactions (*e.g.* νp scattering) an additional F_3 structure function is present. For an extended review, including equations for the full electroweak and polarized cases, see Sec. 18 of this *Review*.

Structure functions are not calculable in perturbative QCD, nor is any other cross section that involves QCD interactions and initial-state hadrons. To zeroth order in α_s , the structure functions are given directly in terms of non-perturbative parton (quark or gluon) distribution functions (PDFs),

$$F_2(x, Q^2) = x \sum_q e_q^2 f_{q/p}(x), \quad F_L(x, Q^2) = 0, \quad (9.12)$$

where $f_{q/p}(x)$ is the non-perturbative PDF for quarks of type q inside the proton, *i.e.* the number density of quarks of type q inside a fast-moving proton that carry a fraction x of its longitudinal momentum.

The result in Eq. (9.12), with PDFs $f_{q/p}(x)$ that are independent of the scale Q , corresponds to the “quark-parton model” picture, in which the photon interacts with point-like free quarks, or equivalently, one has incoherent elastic scattering between the electron and individual constituents of the proton. As a consequence, in this picture also F_2 and F_L are independent of Q [37]. When including higher orders in pQCD, one has

$$F_2(x, Q^2) = x \sum_{n=0}^{\infty} \frac{\alpha_s^n(\mu_R^2)}{(2\pi)^n} \sum_{i=q,g} \int_x^1 \frac{dz}{z} C_{2,i}^{(n)}(z, Q^2, \mu_R^2, \mu_F^2) f_{i/p}\left(\frac{x}{z}, \mu_F^2\right) + \mathcal{O}\left(\frac{\Lambda^2}{Q^2}\right). \quad (9.13)$$

Just as in Eq. (9.10), we have a series in powers of $\alpha_s(\mu_R^2)$, each term involving a coefficient $C_{2,i}^{(n)}$ that can be calculated using Feynman diagrams. At variance with the parton model, the PDFs in pQCD depend on an additional scale, the factorization scale μ_F , whose significance will be discussed in the following. Another important difference is the additional integral over z . The parton that comes from the proton can undergo a splitting before it enters the hard scattering. As a result, the $C_{2,i}^{(n)}$ coefficients are functions that depend on the ratio, z , of the parton’s momentum before and after radiation, and one must integrate over that ratio. For the electromagnetic component of DIS with light quarks and gluons, the zeroth order coefficient functions are $C_{2,q}^{(0)} = e_q^2 \delta(1 - z)$ and $C_{2,g}^{(0)} = 0$. Corrections are known up to $\mathcal{O}(\alpha_s^3)$ (next-to-next-to-next-to-leading order, N³LO) for both electromagnetic [38] and weak currents [39, 40]. For heavy-quark production they are known to $\mathcal{O}(\alpha_s^2)$ [41, 42] (next-to-leading order, NLO, insofar as the series starts at $\mathcal{O}(\alpha_s)$). The current status of the theoretical description of unpolarized and polarized DIS is summarized in Ref. [43].

The majority of the emissions that modify a parton’s momentum are collinear (parallel) to that parton, and do not depend on whether the parton will interact with a photon. It is natural to view these emissions as modifying the proton’s structure rather than being part of the coefficient function for the parton’s interaction with the photon. Technically, one uses a procedure known as *collinear factorization* to give a well-defined meaning to this distinction, most commonly through the $\overline{\text{MS}}$ factorization scheme, defined in the context of dimensional regularization. The $\overline{\text{MS}}$ factorization scheme involves an arbitrary choice of *factorization scale*, μ_F , whose meaning can be understood roughly as follows: emissions with transverse momenta above μ_F are included in the $C_{2,q}^{(n)}(z, Q^2, \mu_R^2, \mu_F^2)$; emissions with transverse momenta below μ_F are accounted for within

the PDFs, $f_{i/p}(x, \mu_F^2)$. While collinear factorization is generally believed to be valid for suitable (sufficiently inclusive) observables in processes with hard scales, Ref. [44], which reviews the factorization proofs in detail, is cautious in the statements it makes about their exhaustivity, notably for the hadron-collider processes which we shall discuss below. Interesting considerations on the current status of our understanding of factorization can be found in Refs. [45, 46]. While the transverse degrees of freedom have been integrated over for collinear PDFs, it is also possible to produce transverse-momentum dependent (or unintegrated) PDFs where these degrees of freedom remain. For a recent comprehensive review of transverse-momentum dependent parton distribution functions and fragmentation functions see Ref. [47].

For collinear PDFs, the resulting dependence on μ_F is described by the Dokshitzer-Gribov-Lipatov-Altarelli-Parisi (DGLAP) equations [48], which to leading order (LO) read²

$$\mu_F^2 \frac{\partial f_{i/p}(x, \mu_F^2)}{\partial \mu_F^2} = \sum_j \frac{\alpha_s(\mu_F^2)}{2\pi} \int_x^1 \frac{dz}{z} P_{i \leftarrow j}^{(1)}(z) f_{j/p}\left(\frac{x}{z}, \mu_F^2\right), \quad (9.14)$$

with, for example, $P_{q \leftarrow g}^{(1)}(z) = T_R(z^2 + (1-z)^2)$. The other LO splitting functions are listed in Sec. 18 of this *Review*, while results up to NLO, α_s^2 , and NNLO, α_s^3 , are given in Refs. [49] and [50] respectively. At N³LO accuracy, several partial results are currently available [51–65], some of which have been used to derive approximate N³LO PDFs [66, 67].

Beyond LO, the coefficient functions are also μ_F dependent, for example $C_{2,i}^{(1)}(x, Q^2, \mu_R^2, \mu_F^2) = C_{2,i}^{(1)}(x, Q^2, \mu_R^2, Q^2) - \ln\left(\frac{\mu_F^2}{Q^2}\right) \sum_j \int_x^1 \frac{dz}{z} \times C_{2,j}^{(0)}\left(\frac{x}{z}\right) P_{j \leftarrow i}^{(1)}(z)$. Progress in higher-order QED and mixed QED-QCD corrections to the splitting functions can be found in Refs. [68, 69].

As with the renormalization scale, the choice of factorization scale is arbitrary, but if one has an infinite number of terms in the perturbative series, the μ_F -dependencies of the coefficient functions and PDFs will compensate each other fully. Given only N terms of the series, a residual $\mathcal{O}(\alpha_s^{N+1})$ uncertainty is associated with the ambiguity in the choice of μ_F . As with μ_R , varying μ_F provides an input in estimating uncertainties on predictions. In inclusive DIS predictions, the default choice for the scales is usually $\mu_R = \mu_F = Q$.

As is the case for the running coupling, in DGLAP evolution one can introduce flavor thresholds near the heavy-quark masses: below a given heavy quark's mass, that quark is not considered to be part of the proton's structure, while above it is considered to be part of the proton's structure and evolves with massless DGLAP splitting kernels. With appropriate parton distribution matching terms at threshold, such a variable flavor number scheme (VFNS), when used with massless coefficient functions, gives the full heavy-quark contributions at high Q^2 scales. For scales near the threshold, it is instead necessary to appropriately adapt the standard massive coefficient functions to account for the heavy-quark contribution already included in the PDFs [70–72]. At sufficiently small x and Q^2 in inclusive DIS, resummation of small x logarithms may be necessary [73, 74].

In situations, in which the center-of-mass energy \sqrt{s} is much larger than all other momentum-transfer scales in the problem (*e.g.* Q in DIS, m_b for $b\bar{b}$ production in pp collisions, *etc.*), each power of α_s beyond LO can be accompanied by a power of $\ln(s/Q^2)$ (or $\ln(s/m_b^2)$, *etc.*). This is variously referred to as the high-energy, small- x or Balitsky-Fadin-Kuraev-Lipatov (BFKL) limit [74–76]. Currently it is possible to account for the dominant and first subdominant [77, 78] powers of such logarithms at each order of α_s , and also to estimate further subdominant contributions that are numerically large (see Refs. [79–82] and references therein). Progress towards NNLO is discussed in Ref. [83].

Physically, the summation of all orders in α_s can be understood as leading to a growth with s of the gluon density in the proton. At sufficiently high energies this implies non-linear effects

²LO is generally taken to mean the lowest order at which a quantity is non-zero.

(commonly referred to as parton saturation), whose treatment has been the subject of intense study (see for example Refs. [84,85] and references thereto).

The PDFs themselves are primarily determined from data in global fits. PDF sets are available at different orders in perturbation theory (LO, NLO, NNLO and what has been termed approximate N³LO) based on the order at which cross sections used in the fits are calculated. The evolution equations for the PDFs from one scale to another matches the perturbative accuracy of the cross sections. In modern global PDF fits, data are included from DIS, Drell-Yan (DY), jets and $t\bar{t}$ processes, and other LHC collider data, with the global PDF fits using 4000–5000 data points. There is a large change in the PDFs from LO to NLO, with a much smaller change from NLO to NNLO. LO PDFs can be unreliable for collider predictions, especially at low and high x . The uncertainties for the resulting PDFs are determined primarily from the experimental uncertainties of the data that serve as input to the global PDF fits. There is also a component due to the limitations of the parameterizations used, as discussed *e.g.* in Ref. [86], although this may be reduced with the use of more flexible forms. The PDF uncertainties can either be determined through a Hessian approach or through the use of Monte Carlo replicas. It is now relatively straightforward to convert results from one approach to the other. A combination (PDF4LHC21) of the CT18, MSHT20 and (an updated version of) NNPDF3.1 PDFs, each produced from a global PDF fit, serves to provide a more comprehensive view of both the central PDFs and of their uncertainties [87]. The PDF4LHC21 PDFs are often used by the experiments for Monte Carlo generation, as they represent a more realistic representation of the central values and uncertainties of the PDFs.

Theoretical uncertainties related to missing higher orders (MHO) have been included in global PDF determinations [88–91], using scale variations at the fit order as an estimate of the uncertainties at the higher order. The uncertainties are added into the experimental covariance matrix and are treated as uncorrelated with the experimental uncertainties. By tying renormalization scales for related processes, and factorization scales for all processes, together in the global fit, an estimate of the higher order uncertainties can be added to the PDF fit. Another technique, used by MSHT [92], is to create theory nuisance parameters using information from the form of corrections observed at lower orders. The global PDF fit then determines the combination of shapes and sizes of the theory nuisance parameters that allow the best fit to the data.

These two techniques have been used to determine approximate N³LO PDFs [66,67], using the available information at that order. Many of the crucial N³LO cross sections, such as for dijet and top pair production, are not known and so predictions have to rely on the above two techniques, but the evolution at N³LO seems to be under good control [93].

Since the original work of Ref. [94], one of the intriguing questions is whether lattice calculations can provide valuable insights for extracting PDFs. Despite initial debates surrounding the underlying methodologies [95,96], it is now understood that lattice data in Euclidean space can be connected to light-cone PDFs through factorization theorems, once lattice observables have been renormalized and extrapolated to the continuum limit [97]. Initial determinations based on lattice data have begun to emerge [97–121], see also Refs. [122,123] for overviews on lattice PDFs, and the comparisons with determinations based on conventional data show great promise. However, the uncertainties in lattice-based determinations are still quite large, therefore, for practical applications, PDFs are currently derived from global fits of experimental data (*cf.* Sec. 18 of this *Review* and also Refs. [124,125]). It is likely that lattice simulations for light-cone PDFs will have an impact in the short- to medium-term, if they focus on flavor components (strange and charm) and on the kinematic regions that are poorly covered by the experimental data [126]. Similarly, lattice determinations of transverse-momentum dependent PDFs (TMDs), generalized parton distributions (GPDs) and polarized PDFs will be more relevant for phenomenology since the experimental data for these quantities are much less abundant and precise.

Hadron-hadron collisions.

The extension to processes with two initial-state hadrons can be illustrated with the example of the total (inclusive) cross section for W boson production in collisions of hadrons h_1 and h_2 , which can be written as

$$\begin{aligned} \sigma(h_1 h_2 \rightarrow W + X) &= \sum_{n=0}^{\infty} \alpha_s^n(\mu_R^2) \sum_{i,j} \int dx_1 dx_2 f_{i/h_1}(x_1, \mu_F^2) f_{j/h_2}(x_2, \mu_F^2) \\ &\times \hat{\sigma}_{ij \rightarrow W+X}^{(n)}(x_1 x_2 s, \mu_R^2, \mu_F^2) + \mathcal{O}\left(\frac{\Lambda^2}{m_W^4}\right), \end{aligned} \quad (9.15)$$

where s is the squared center-of-mass energy of the collision. At LO, $n = 0$, the hard (partonic) cross section $\hat{\sigma}_{ij \rightarrow W+X}^{(0)}(x_1 x_2 s, \mu_R^2, \mu_F^2)$ is simply proportional to $\delta(x_1 x_2 s - m_W^2)$, in the narrow W -boson width approximation (see Sec. 51 of this *Review* for detailed expressions for this and other hard scattering cross sections). It is non-zero only for choices of i, j that can directly give a W , such as $i = u, j = \bar{d}$. At higher orders, $n \geq 1$, new partonic channels contribute, such as gq , and $x_1 x_2 s \geq m_W^2$ in the narrow W -boson width approximation.

Equation (9.15) involves a collinear factorization between the hard cross section and the PDFs, just like Eq. (9.13). As long as the same factorization scheme is used in DIS and pp or $p\bar{p}$ (usually the $\overline{\text{MS}}$ scheme), then PDFs extracted in DIS can be directly used in pp and $p\bar{p}$ predictions [44, 127] (with the antiquark distributions in an anti-proton being the same as the quark distributions in a proton).

A number of fully inclusive cross sections have been computed up to N³LO, *i.e.* including corrections up to relative order α_s^3 , in recent years. These include inclusive Higgs production through gluon fusion in the large m_t limit, calculated at N³LO in Refs. [128, 129]. Higgs boson pair production via gluon fusion in the same approximation was computed at N³LO in Ref. [130]. Calculations at this order, differential in the Higgs rapidity [131, 132] and fully differential [133] have been presented recently. Bottom-induced Higgs boson production has also been computed at N³LO [134]. Vector-boson fusion single- [135] and double-pair [136] productions are also known to N³LO [135] in the factorized approximation. Neutral [137, 138] and charged [139] Drell-Yan processes, as well as associated Higgs production [134] have also been computed at N³LO. Differential rapidity distributions are available, but not yet with fiducial cuts. A number of public codes are now available which allow for phenomenological studies at N³LO [134, 135, 140–142].

The uncertainty band derived by varying the renormalization and factorization scales in the perturbative predictions is not always contained within the corresponding uncertainty band of the previous order, as might be expected from a well-behaved process. For Drell-Yan production, this has been ascribed to cancellations between channels at NNLO that lead to underestimates of the uncertainty at that order. This effect does not seem to be present in other processes, such as Higgs boson production through gluon-gluon fusion. Note that there is currently a mismatch in N³LO calculations in that PDFs at the same order are not yet available. Preliminary approximate N³LO PDFs [66, 67] suggest that N³LO effects can be large, especially as far as heavy-quark distributions and low scales are concerned, as well as the gluon distribution in a region important for Higgs boson production through gluon-gluon fusion. These differences between approximate N³LO distributions do not arise from differences in the data sets being considered in the PDF fits, and need to be studied in further detail. This may have implications for predictions of gluon-gluon fusion Higgs cross sections at the LHC. A comparison of these sets, as well as a preliminary combination, can be found in Ref. [143].

The hard cross sections for several other processes are known to NNLO,³ for instance, Higgs-

³Processes with light jets or photons in the final state have divergent cross sections unless one places a cut on

boson production in association with a vector boson [144], Higgs-pair production in the large m_t approximation [145], and with full m_t dependence [146], top-antitop production [147, 148], bottom-anti-bottom production [149] and vector-boson pair production [150–152]. For a comprehensive overview on other recent NNLO $2 \rightarrow 2$ calculations see Ref. [153, 154]. Other NNLO calculations with fiducial cuts will be discussed in Sec. 9.2.3.

At the level of precision needed/desired at the LHC, electroweak corrections need to be taken into account, both on the relevant matrix elements and on the parton distribution functions. In particular, the proton acquires a photon PDF component, whose magnitude can be precisely calculated [155, 156]. All recent photon PDFs [157–159] are based on the calculation in Ref. [155, 156]. A benchmarking exercise of the photon PDFs was carried out in Ref. [160]. The photon component can contribute to new production channels, for example for VBF Higgs boson production. A secondary impact is due to the momentum taken by the photon, and the resultant reduction of the gluon and quark momentum, of the order of 0.3–0.5%. In addition, the re-fit, allowing the photon component, may result in an additional redistribution of the quark and gluon momentum. The net result is a reduction of the gluon-gluon fusion Higgs boson cross section that can vary from 0.6–1.2% [160]. It will be difficult to reduce the PDF uncertainty to the order of 1% if the uncertainty of the electroweak corrections is of that order. More recently, the PDF for leptons has also been computed [161]. The photon PDF has an elastic and an inelastic component, where the photon is generated from the intact proton or from the splitting of quarks inside the proton, respectively, while the lepton PDF is generated by photons splitting into collinear leptons.

Photoproduction.

γp (and $\gamma\gamma$) collisions are similar to pp collisions, with the subtlety that the photon can behave in two ways: there is “direct” photoproduction, in which the photon behaves as a point-like particle and takes part directly in the hard collision, with hard subprocesses such as $\gamma g \rightarrow q\bar{q}$; there is also resolved photoproduction, in which the photon behaves like a hadron, with non-perturbative partonic substructure and a corresponding PDF for its quark and gluon content, $f_{i/\gamma}(x, Q^2)$. While useful to understand the general structure of γp collisions, the distinction between direct and resolved photoproduction is not well defined beyond leading order, as discussed for example in Ref. [162].

9.2.3 Cross sections with phase-space restrictions

QCD final states always consist of hadrons, while perturbative QCD calculations deal with partons. Physically, an energetic parton fragments (“showers”) into many further partons, which then, on later timescales, undergo a transition to hadrons (“hadronization”). Fixed-order perturbation theory captures only a small part of these dynamics. This does not matter for the fully inclusive cross sections discussed in Section 9.2.1: the showering and hadronization stages are approximately unitary, *i.e.* they do not substantially change the overall probability of hard scattering, because they occur long after it has taken place (they introduce at most a correction proportional to a power of the ratio of timescales involved, *i.e.* a power of Λ/Q , where Q is the hard scattering scale).

Less inclusive measurements, in contrast, may be affected by the extra dynamics. For those sensitive just to the main directions of energy flow (jet rates, event shapes, *cf.* Sec. 9.3.1) fixed-order perturbation theory is often still adequate, because showering and hadronization do not substantially change the overall energy flow. This means that one can make a prediction using just a small number of partons, which should correspond well to a measurement of the same observable carried out on hadrons. For observables that instead depend on distributions of individual hadrons (which, *e.g.*, are the inputs to detector simulations), it is mandatory to account for showering and hadronization. The range of predictive techniques available for QCD final states reflects this the jet or (dressed) photon momentum. Accordingly, they are discussed below in Section 9.2.3.2.

diversity of needs of different measurements.

While illustrating the different methods, we shall for simplicity mainly use expressions that hold for e^+e^- scattering. The extension to cases with initial-state partons will be mostly straightforward (space constraints unfortunately prevent us from addressing hard diffraction and exclusive hadron-production processes; extensive discussion is to be found in Sec. 20 of this *Review* and in Refs. [163, 164]).

9.2.3.1 Soft and collinear limits

Before examining specific predictive methods, it is useful to be aware of a general property of QCD matrix elements in the soft and collinear limits. Consider a squared tree-level matrix element $|M_n^2(p_1, \dots, p_n)|$ for the process $e^+e^- \rightarrow n$ partons with momenta p_1, \dots, p_n , and a corresponding phase-space integration measure $d\Phi_n$. If particle n is a gluon, which becomes collinear (parallel) to another particle i and additionally its momentum tends to zero (is “soft”), the matrix element simplifies as follows,

$$\begin{aligned} & \lim_{\theta_{in} \rightarrow 0, E_n \rightarrow 0} d\Phi_n |M_n^2(p_1, \dots, p_n)| \\ &= d\Phi_{n-1} |M_{n-1}^2(p_1, \dots, p_{n-1})| \frac{\alpha_s C_i}{\pi} \frac{d\theta_{in}^2}{\theta_{in}^2} \frac{dE_n}{E_n}, \end{aligned} \quad (9.16)$$

where $C_i = C_F$ (C_A) if i is a quark (gluon). This formula has non-integrable divergences both for the inter-parton angle $\theta_{in} \rightarrow 0$ and for the gluon energy $E_n \rightarrow 0$, which are mirrored also in the structure of divergences in loop diagrams. These divergences are important for at least two reasons: firstly, they govern the typical structure of events (inducing many emissions either with low energy or at small angle with respect to hard partons); secondly, they will determine which observables can be calculated within fixed-order perturbative QCD.

9.2.3.2 Fixed-order predictions

Let us consider an observable \mathcal{O} that is a function $\mathcal{O}_n(p_1, \dots, p_n)$ of the four-momenta of the n final-state particles in an event (either partons or hadrons). In what follows, we shall consider the cross section for events weighted with the value of the observable, $\sigma_{\mathcal{O}}$. As examples, if $\mathcal{O}_n \equiv 1$ for all n , then $\sigma_{\mathcal{O}}$ is just the total cross section; if $\mathcal{O}_n \equiv \hat{\tau}(p_1, \dots, p_n)$ where $\hat{\tau}$ is the value of the thrust for that event (see Eq. (9.22) in Sec. 9.3.1.2), then the average value of the thrust is $\langle \tau \rangle = \sigma_{\mathcal{O}} / \sigma_{\text{tot}}$; if $\mathcal{O}_n \equiv \delta(\tau - \hat{\tau}(p_1, \dots, p_n))$ then one gets the differential cross section as a function of the thrust, $\sigma_{\mathcal{O}} \equiv d\sigma/d\tau$.

In the expressions below, we shall omit to write the non-perturbative power correction term, which for most common observables is proportional to a single power of Λ/Q .

Leading Order. If the observable \mathcal{O} is non-zero only for events with at least n final-state particles, then the LO QCD prediction for the weighted cross section in e^+e^- annihilation is

$$\sigma_{\mathcal{O}}^{\text{LO}} = \alpha_s^{n-2} (\mu_R^2) \int d\Phi_n |M_n^2(p_1, \dots, p_n)| \mathcal{O}_n(p_1, \dots, p_n), \quad (9.17)$$

where the squared tree-level matrix element, $|M_n^2(p_1, \dots, p_n)|$, including relevant symmetry factors, has been summed over all subprocesses (*e.g.* $e^+e^- \rightarrow q\bar{q}q\bar{q}$, $e^+e^- \rightarrow q\bar{q}gg$) and has had all factors of α_s extracted in front. In processes other than e^+e^- collisions, the center-of-mass energy of the LO process is generally not fixed, and so the powers of the coupling are often brought inside the integrals, with the scale μ_R chosen event by event, as a function of the event kinematics.

Other than in the simplest cases (see the review on Cross Sections in this *Review*), the matrix elements in Eq. (9.17) are usually calculated automatically with programs such as CompHEP [165], MADGRAPH [166], ALPGEN [167], COMIX/SHERPA [168], and HELAC/PHEGAS [169]. Some of these

(CompHEP, MADGRAPH) use formulas obtained from direct evaluations of Feynman diagrams. Others (ALPGEN, HELAC/PHEGAS and COMIX/SHERPA) use methods designed to be particularly efficient at high multiplicities, such as Berends-Giele recursion [170], which builds up amplitudes for complex processes from simpler ones (see also Refs. [171–173] for other tree-level calculational methods).

The phase-space integration is usually carried out by Monte Carlo sampling or other numerical techniques, because of the high dimensionality of the integration and in order to deal with the possibly involved kinematic cuts that are used in the corresponding experimental measurements. Perturbatively calculable observables should be insensitive to the emission of soft and collinear radiation. Because of the divergences in the matrix element, Eq. (9.16), at lowest order the integral converges only if the observable vanishes for kinematic configurations in which one of the n particles is arbitrarily soft or it is collinear to another particle. As an example, the cross section for producing any configuration of n partons will lead to an infinite integral, whereas a finite result will be obtained for the cross section for producing n deposits of energy (or jets, see Sec. 9.3.1.1), each above some energy threshold and well separated from each other in angle.

At a practical level, LO calculations can be carried out for $2 \rightarrow n$ processes with $n \lesssim 6 - 10$. The exact upper limit depends on the process, the method used to evaluate the matrix elements and the extent to which the phase-space integration can be optimized to work around the large variations in the values of the matrix elements.

NLO. Given an observable that is non-zero starting from n final-state particles, its prediction at NLO involves supplementing the LO result, Eq. (9.17), with the $2 \rightarrow (n + 1)$ -particle squared tree-level matrix element ($|M_{n+1}^2|$), and the interference of a $2 \rightarrow n$ tree-level and $2 \rightarrow n$ 1-loop amplitude ($2\text{Re}(M_n M_{n,1\text{-loop}}^*)$),

$$\begin{aligned} \sigma_{\mathcal{O}}^{\text{NLO}} &= \sigma_{\mathcal{O}}^{\text{LO}} + \alpha_s^{n-1}(\mu_R^2) \int d\Phi_{n+1} |M_{n+1}^2(p_1, \dots, p_{n+1})| \mathcal{O}_{n+1}(p_1, \dots, p_{n+1}) \\ &+ \alpha_s^{n-1}(\mu_R^2) \int d\Phi_n 2\text{Re} [M_n(p_1, \dots, p_n) M_{n,1\text{-loop}}^*(p_1, \dots, p_n)] \mathcal{O}_n(p_1, \dots, p_n) . \end{aligned} \quad (9.18)$$

Relative to LO calculations, two important issues appear in the NLO calculations. Firstly, the extra complexity of loop- relative to tree-level calculations means that automated calculations started to appear only about fifteen years ago (see below). Secondly, loop amplitudes are infinite in four dimensions, while tree-level amplitudes are finite, but their *integrals over the phase space* are infinite, due to the divergences of Eq. (9.16). These two sources of infinities have the same soft and collinear origins and cancel after the integration only if the observable \mathcal{O} satisfies the property of infrared and collinear safety, which means that the observable is non-sensitive to soft emissions or to collinear splittings, *i.e.*

$$\begin{aligned} \mathcal{O}_{n+1}(p_1, \dots, p_s, \dots, p_n) &\rightarrow \mathcal{O}_n(p_1, \dots, p_{s-1}, p_{s+1}, \dots, p_n) \quad \text{if } p_s \rightarrow 0 \\ \mathcal{O}_{n+1}(p_1, \dots, p_a, p_b, \dots, p_n) &\rightarrow \mathcal{O}_n(p_1, \dots, p_a + p_b, \dots, p_n) \quad \text{if } p_a \parallel p_b . \end{aligned} \quad (9.19)$$

Examples of infrared-safe quantities include event-shape distributions and jet cross sections (with appropriate jet algorithms, see below). Unsafe quantities include the distribution of the momentum of the hardest QCD particle (which is not conserved under collinear splitting), observables that require the complete absence of radiation in some region of phase space (*e.g.* rapidity gaps or 100% isolation cuts, which are affected by soft emissions), or the particle multiplicity (affected by both soft and collinear emissions). The non-cancellation of divergences at NLO due to infrared or collinear unsafety compromises the usefulness not only of the NLO calculation, but also that of a LO calculation, since LO is only an acceptable approximation if one can prove that higher-order terms are smaller. Infrared and collinear unsafety usually also implies large non-perturbative effects.

As with LO calculations, the phase-space integrals in Eq. (9.18) are usually carried out by Monte Carlo integration, so as to facilitate the study of arbitrary observables. Various methods exist to obtain numerically efficient cancellation among the different infinities. These include notably dipole [174], FKS [175] and antenna [176] subtraction.

Thanks to new ideas like the OPP method [177], generalized [178] and D -dimensional [179] unitarity, on-shell methods [180], and on-the-fly reduction algorithms [181], the first decade of the 2000s has seen a breakthrough in the calculation of one-loop matrix elements (for reviews on unitarity based method see Ref. [182, 183]). Thanks to these innovative methods, automated tools for NLO calculations have been developed and a number of programs are available publicly: MADGRAPH5_aMC@NLO [166] and HELAC-NLO [184] provide full frameworks for NLO calculations; GoSAM [185], NJET [186], OPENLOOPS [187] and RECOLA [188] calculate just the 1-loop part and are typically interfaced with an external tool for a combination with the appropriate tree-level amplitudes. Other tools such as NLOJET++ [189], MCFM [190, 191], VNFNLO [192], the PHOX family [193] or BLACKHAT [194] implement analytic calculations and provide full frameworks to compute NLO cross sections for selected classes of processes. These tools are regularly updated and upgraded to enable more efficient amplitude evaluations, as well as to incorporate electroweak effects and corrections due to beyond-standard-model effects modelled using operators in the Standard Model Effective Theory (SMEFT) [195–206]. Recently, a lot of attention has also been paid to the calculation of NLO electroweak corrections. Electroweak corrections are especially important for transverse momenta significantly above the W and Z masses, because they are enhanced by two powers of $\ln p_t/m_W$ for each power of the electroweak coupling, and close to Sudakov peaks⁴, where most of the data lie and the best experimental precision can be achieved. For a review on EW corrections to collider processes see Ref. [207].

Given the progress in QCD and EW fixed-order computations, the largest unknown from fixed-order corrections is often given by the mixed QCD-electroweak corrections of $\mathcal{O}(\alpha_s\alpha)$. These mixed two-loop corrections are often available in an approximate form [208–222]. Complete computations of the mixed QCD–EW corrections to the neutral-current and charged-current Drell–Yan processes are now available [223–225].

NNLO. NNLO is considerably more complicated than NLO as it involves a further order in α_s , consisting of: the squared $(n+2)$ -parton tree-level amplitude, the interference of the $(n+1)$ -parton tree-level and 1-loop amplitudes, the interference of the n -parton tree-level and 2-loop amplitudes, and the squared n -parton 1-loop amplitude. Each of these elements involves large numbers of soft and collinear divergences, satisfying relations analogous to Eq. (9.16) which now involve multiple collinear or soft particles and higher loop orders (see *e.g.* Refs. [226–228]). Arranging for the cancellation of the divergences after numerical Monte Carlo integration has been one of the significant challenges of NNLO calculations, as has been the determination of the relevant 2-loop amplitudes.

After first differential calculations of $2 \rightarrow 1$ processes for hadron colliders, *e.g.* for vector boson [229] [230] and Higgs boson production in the large m_t limit [231] [232], a large variety of methods have been developed for the cancellation of divergences.

The most common are:

- **Antenna subtraction** [233, 234]: It is a local subtraction scheme with analytically integrated counterterms, removing angular correlations by averaging over azimuthal angles. Extensions of the original method include the generalization to identified jet flavours [235–238], photon fragmentation [239, 240], hadron fragmentation [241, 242], a streamlined antenna construction reducing spurious divergences [243–246], and a color-space formulation to enable a semi-automated computation beyond-leading-color [247, 248].

⁴For the definition of Sudakov form factors or Sudakov peaks see *e.g.* Refs. [1, 2, 11].

- **q_T subtraction** [232]: This is a slicing method for processes with colourless final states or pairs of massive coloured particles. Extensions to top-pair production [148, 149, 249–251], beyond back-to-back Born kinematics (e.g. $t\bar{t}H$, $t\bar{t}W$) [252–254], mixed QCD–EW corrections [221, 223, 255, 256], power corrections at subleading order [257–259], treatments of fiducial cuts [258, 260–264], as well as to N³LO [265–268] have been formulated recently.
- **Sector-improved residue subtraction** [269–271]: This is a fully local subtraction method combining FKS subtraction [175, 272] with sector decomposition [273–276]. Counterterms are obtained numerically, with improvements in a four-dimensional formulation [277]. Extensions to flavoured jets [278, 279] and B -hadron production [280–282] have been developed recently.
- **Colorful subtraction** [283, 284]: This is a fully local subtraction method extending the Catani–Seymour dipole method [174] to NNLO, with analytic poles and numerical integration of finite terms. Extensions to colourless final states in hadronic collisions have been formulated [285] and implemented in the code NNLOCAL [286].
- **N -jettiness subtraction** [287–289]: This is a slicing method based on the resolution variable τ_N , suited for jet final states. It has been explicitly developed up to one jet at NNLO. Extensions towards N³LO with known zero-jettiness ingredients is work in progress [290–302]. Subleading power corrections to improve the numerical efficiency of the method via SCET [303, 304], direct QCD [305], and for $V + j$ [306] have been computed. A treatment of fiducial and isolation cuts [258], as well as projection-to-Born correction factors to improving numerical stability [303, 307] have also been proposed.
- **Nested soft–collinear subtraction** [308–310]: This is a fully local subtraction method with analytic counterterms, formulated for hadronic initial/final states [311–313]. Extensions include the treatment of arbitrary multi-gluon final states in quark-antiquark annihilation [314], while the treatment of other partonic channels is ongoing.
- **Local analytic sector subtraction** [315–317]: This subtraction method combines FKS [175, 272] and dipole subtraction [174], with analytic integration of counterterms. Extensions include the analytic pole cancellation for arbitrary multiplicity in e^+e^- [318], progress toward hadronic initial states [319] as well as first steps towards N³LO [320].
- **Projection to Born** [321]: The method utilizes an inclusive NNLO calculation differential in Born kinematics, as well as a differential NLO cross section for the corresponding process with one extra jet in the final state. It is in principle generalisable to any order. It has been generalized to obtain fully differential N³LO results in DIS jet production, Higgs decays, and gluon-fusion Higgs production [133, 322–324].
- **Locally finite subtraction** [325]: The method employs subtractions expressed as form-factor integrands with known integrals. The resulting subtracted amplitudes can then be evaluated efficiently through numerical integration. This approach exploits the universality of infrared singularities and requires only a relatively small set of subtraction terms.
- **Dual subtractions** [326]: This scheme constructs subtraction terms directly from loop diagrams by exploiting their dual representation, rather than from real-radiation matrix elements. It features built-in exact phase-space factorization and is applicable to both initial and final states, as well as to processes involving either massless or massive particles.

For overviews of NNLO subtraction methods see Ref [327] and Ref [328].

These methods have been applied to compute a large number of processes at NNLO, specifically:

- **Antenna subtraction** was applied to the NNLO calculations of $e^+e^- \rightarrow 3j$ [329–332], DIS jets [333–335], $pp \rightarrow (\text{di-})\text{jets}$ [336–338], $pp \rightarrow \gamma\gamma$ [339], $pp \rightarrow \gamma + j/X$ [340], $pp \rightarrow V + j$ [341–343], $pp \rightarrow H + j$ [344], $pp \rightarrow VH(+j)$ [235, 345, 346], and Higgs in VBF [347].

- **Sector-improved residue subtraction** was applied to the NNLO calculation of top-quark processes [147, 348–352], $pp \rightarrow H + j$ [353, 354], inclusive jets [355], $pp \rightarrow 3\gamma$ [356], $pp \rightarrow 2\gamma + j$ [357], $pp \rightarrow \gamma + 2j$ [358], $pp \rightarrow W + j$ [359], $pp \rightarrow 3j$ [360] and $Wb\bar{b}$ production [361]. The finite top-mass corrections to inclusive Higgs production have also been computed [362].
- **q_T subtraction** was applied for the NNLO calculations of H [232, 363], V [230, 364], VV' [150, 151, 365–373] in MATRIX [152] or in MCFM [374–376], VH [377–379], HH [380, 381], VHH [382, 383], $t\bar{t}$ [148, 251], $b\bar{b}$ [149], three photons [384], $t\bar{t}H$ [252, 253], and $t\bar{t}W$ [254].
- **N -jettiness** was applied for the NNLO calculations of colour singlet processes [385], $V(+j)$ [288, 386–393], $H + j$ [394], colorless states [385, 395], top decay [396], and single-top s - [397] and t -channel [398, 399].
- **Colorful subtraction** was applied to $H \rightarrow b\bar{b}$ [284] and $e^+e^- \rightarrow 3j$ [400–402].
- **Nested soft–collinear subtraction** was applied to VH [403] and VBF [404, 405].
- **Local analytic sector subtraction** was applied to $e^+e^- \rightarrow 2j$ [315].
- **Projection-to-Born** was applied to VBF [321], Higgs pair [406], single-top [398, 407], DIS jets [322, 323], and $H \rightarrow b\bar{b}$ [324].

Cross sections at the LHC are most often measured with fiducial cuts, for example on the transverse momenta and rapidities of the measured objects, restricting the measurement to regions where the objects have a good efficiency to be detected and are well-reconstructed. Ideally, the theoretical predictions should also be constructed at the same fiducial level; the other possibility is to extrapolate the experimental fiducial results to the full phase space. Such an extrapolation, however, requires the extrapolation (typically using a parton shower Monte Carlo) to be accurate over the full phase space.

Comparisons of fixed-order predictions to fiducial measurements can sometimes result in the presence of large logarithms which degrade the accuracy of the prediction. Such is the case, for example, in the calculation of the Higgs rapidity distribution, in the diphoton final state. The imposition of transverse momenta and rapidity cuts on the two photons leads to an uncertainty notably greater at N³LO than at NNLO, due to the presence of these logarithms. One possible solution is to change the form of the kinematic cut on the photons, to a product of the two photon transverse momenta [264], reducing the impact of the logarithms; another solution is to perform a resummation of the logarithms, restoring the expected precision [263]. The product cut is currently being implemented in both the ATLAS and CMS Higgs diphoton analyses.

The Les Houches precision wishlist compiles predictions needed to fully exploit the data that will be taken at the High Luminosity LHC [328, 408]. Most of the needed calculations require accuracy of at least NNLO QCD and NLO EW, and many require the prediction of $2 \rightarrow 3$ processes, such as, e.g., $W/Z + \geq 2$ jets, $H + \geq 2$ jets, and $t\bar{t}H$ to NNLO. The latter process has been computed at NNLO in Ref. [252] in the approximation where the Higgs boson in the double-virtual contribution is soft. This calculation considerably reduces the theory uncertainty on this process.

As discussed in this section, calculations at NLO can now be relatively easily generated by non-experts using the programs mentioned above. By now there are also a number of publicly available tools to compute a range of processes at NNLO accuracy in QCD, such as EERAD3 [330] (for e^+e^- collisions), [232], DYNLO [230], DYTURBO [409], FEHIP [231], FEWZ [410], HTURBO [411], MATRIX [152], MCFM [385], SUSHI [142, 412] or NNLOJET [413]. However, in some cases NNLO calculations can be too complex and CPU-intensive to allow such an approach. In these cases, the relevant matrix element information for a specific observable can be stored by means of interpolation grids developed originally for cross sections at NLO [414–416] and recently extended to include electroweak corrections [417]. The application to NNLO has been demonstrated for $t\bar{t}$ and for DIS

jet cross sections in Refs. [418, 419] and for jet production in hadron-hadron collisions in Ref. [420]. Each such interpolation grid corresponds to one fixed observable with specific selection criteria and binning, but is flexible with respect to the renormalization or factorization scale, the PDF, or the α_s evolution chosen for the cross-section computation. An even more flexible method, at the cost of requiring large amounts of storage space, saves huge numbers of partonic events in the form of ROOT n-tuples, which allow predictions to be generated on-the-fly for many observables of a particular process [421, 422]. Recent developments of both techniques for pp collisions at NNLO are described in Ref. [328].

9.2.3.3 Resummation

Many experimental measurements place tight constraints on emissions in the final state. For example, in e^+e^- events, that one minus the thrust should be less than some value $\tau \ll 1$, or, in $pp \rightarrow Z$, events that the Z -boson transverse momentum or the transverse momentum of the accompanying jet should be much smaller than the Z -boson mass. A further example is the production of heavy particles or jets near threshold (so that little energy is left over for real emissions) in DIS and pp collisions.

In such cases, the constraint vetoes a significant part of the integral over the soft and collinear divergence of Eq. (9.16). As a result, there is only a partial cancellation between real emission terms (subject to the constraint) and loop (virtual) contributions (not subject to the constraint), causing each order of α_s to be accompanied by a large coefficient $\sim L^2$, where *e.g.* $L = \ln \tau$ or $L = \ln(m_Z/p_t^Z)$. One ends up with a perturbative series, whose terms go as $\sim (\alpha_s L^2)^n$. It is not uncommon that $\alpha_s L^2 \gg 1$, so that the perturbative series converges very poorly if at all.⁵ In such cases one may carry out a “resummation”, which accounts for the dominant logarithmically enhanced terms to all orders in α_s , by making use of known properties of matrix elements for multiple soft and collinear emissions, and of the all-orders properties of the divergent parts of virtual corrections, following original works such as Refs. [423–432] and also through soft-collinear effective theory [433, 434] (*cf.* also the section on “Heavy-Quark and Soft-Collinear Effective Theory” in this *Review*, as well as Ref. [435]).

For cases with double logarithmic enhancements (two powers of logarithm per power of α_s), there are two classification schemes for resummation accuracy. Writing the cross section including the constraint as $\sigma(L)$ and the unconstrained (total) cross section as σ_{tot} , the series expansion takes the form

$$\sigma(L) \simeq \sigma_{\text{tot}} \sum_{n=0}^{\infty} \sum_{k=0}^{2n} R_{nk} \alpha_s^n (\mu_R^2) L^k, \quad L \gg 1, \quad (9.20)$$

and leading log (LL) resummation means that one accounts for all terms with $k = 2n$, next-to-leading-log (NLL) includes additionally all terms with $k = 2n - 1$, *etc.* Often $\sigma(L)$ (or its Fourier or Mellin transform) *exponentiates*,⁶

$$\sigma(L) \simeq \sigma_{\text{tot}} \exp \left[\sum_{n=1}^{\infty} \sum_{k=0}^{n+1} G_{nk} \alpha_s^n (\mu_R^2) L^k \right], \quad L \gg 1, \quad (9.21)$$

where one notes the different upper limit on k ($\leq n + 1$) compared to Eq. (9.20). This is a more powerful form of resummation: the G_{12} term alone reproduces the full LL series in Eq. (9.20). With the form Eq. (9.21) one still uses the nomenclature LL, but this now means that all terms with $k = n + 1$ are included, and NLL implies all terms with $k = n$, *etc.*

⁵To be precise one should be aware of two causes of the divergence of perturbative series. That which interests us here is associated with the presence of a new large parameter (*e.g.* ratio of scales). It is distinct from the renormalon-induced factorial divergences of perturbation theory discussed above.

⁶Whether or not this happens depends on the quantity being resummed. A classic example involves two-jet rate in e^+e^- collisions as a function of a jet-resolution parameter y_{cut} . The logarithms of $1/y_{\text{cut}}$ exponentiate for the k_t (Durham) jet algorithm [436], but not [437] for the JADE algorithm [438] (both are discussed below in Sec. 9.3.1.1).

For a large number of observables, NLL resummations are available in the sense of Eq. (9.21) (see Refs. [439–441] and references therein). NNLL has been achieved for the DY and Higgs-boson p_t distributions [442–445] (also available in the CuTe [446], HRes [447] and ResBos [448] families of programs and also differentially in vector-boson decay products [262]) and related variables [449], for the p_t of vector-boson pairs [450], for the back-to-back energy-energy correlation in e^+e^- [451], the jet broadening in e^+e^- collisions [452], the jet-veto survival probability in Higgs and Z boson production in pp collisions [453–455],⁷ an event-shape type observable known as the beam thrust [456], hadron-collider jet masses in specific limits [457] (see also Ref. [458]), the production of top anti-top pairs near threshold [459–461] (and references therein), and high- p_t W and Z production [462]. Automation of NNLL jet-veto resummations for different processes has been achieved in Ref. [463] (*cf.* also the NLL automation in Ref. [464]), while automation for a certain class of e^+e^- observables has been achieved in Ref. [465]. N³LL resummations are available for the thrust variable, C-parameter and heavy-jet mass in e^+e^- annihilations [466–468], for p_t distribution of the Higgs boson [469, 470] and Drell-Yan [471–474, 474], also in heavy-quark annihilation [475], and weak gauge bosons [476–479], diphotons [480], for the jet-veto distribution [455, 481], for Higgs- and vector-boson production near threshold [482] and for Z -boson plus jet production using one-jettiness [483]. In order to make better contact with experimental measurements, recent years have seen an increasing interest in resummations in exclusive phase-space regions and joint resummations [481, 484–492]. Finally, there has also been considerable progress in resummed calculations for jet substructure, whose observables involve more complicated definitions than is the case for standard resummations, see *e.g.* Refs. [493–497] and references therein (see also Sec. 9.3.1.3).

9.2.3.4 Fragmentation functions

Since the parton-hadron transition is non-perturbative, it is not possible to perturbatively calculate quantities such as the energy-spectra of specific hadrons in high-energy collisions. However, one can factorize perturbative and non-perturbative contributions via the concept of fragmentation functions. These are the final-state analogue of the parton distribution functions which are used for initial-state hadrons. Like parton distribution functions, they depend on a (fragmentation) factorization scale and satisfy a DGLAP evolution equation.

It should be added that if one ignores the non-perturbative difficulties and just calculates the energy and angular spectrum of partons in perturbative QCD with some low cutoff scale $\sim \Lambda$ (using resummation to sum large logarithms of \sqrt{s}/Λ), then this reproduces many features of the corresponding hadron spectra [498]. This is often taken to suggest that hadronization is “local”, in this sense it mainly involves partons that are close both in position and in momentum.

Section 19 of this *Review* provides further information and references on these topics, including also the question of heavy-quark fragmentation.

9.2.3.5 Parton-shower Monte Carlo event generators

Parton-shower Monte Carlo (MC) event generators like PYTHIA [499–501], HERWIG [502–504], and SHERPA [505]⁸ provide fully exclusive simulations of QCD events at the level of measurable particles, the so-called “particle level” or “hadron level”. Here, “measurable” refers to color-neutral particles with mean lifetimes τ long enough to be associated with tracks or decay vertices in particle detectors. Usually, this requires mean decay lengths $c\tau$ of around 10 mm. As such, MC event generators are a crucial tool for all applications that involve simulating the response of detectors to QCD events. Here we give only a brief outline of how they work and refer the reader to Sec. 43 for a full overview.

⁷A veto on the jet phase space can be severe, for example by requiring exactly zero jets above a given transverse-momentum cut accompanying a Higgs boson, or relatively mild, for example by placing a transverse momentum cut of 30 GeV on the measurement of the production of a Higgs boson with one or more jets. In general, inclusive cross sections are preferable, as uncertainties on both the theoretical and experimental sides are smaller.

⁸The program ARIADNE [506] has also been widely used for simulating e^+e^- and DIS collisions.

In general, we expect parton-shower matched predictions to differ from the underlying fixed-order results in regions where (1) there is a large sensitivity to jet shapes (for instance small R jets), (2) there is a restriction in phase space such that soft gluon resummation effects become important, (3) the observable contains multiple disparate scales, (4) there are perturbative instabilities at fixed order, *e.g.* related to kinematical cuts, and (5) the observable is sensitive to higher multiplicity states than those described by the fixed-order calculation (for an explicit study of some of these effects see *e.g.* [507]).

The MC generation of an event involves several stages. It starts with the random generation of the kinematics and partonic channels of whatever *hard scattering process* the user has requested at some high scale Q_0 (for complex processes and/or higher-order processes, this may be carried out by an external program). This is followed by a *parton shower*, usually based on the successive random generation of gluon emissions (and $g \rightarrow q\bar{q}$ splittings). Leading contributions to the shower have emissions that are ordered according to some ordering variable. Common choices of scale for the ordering of emissions are virtuality, transverse momentum or angle. Each emission is generated at a scale lower than the previous emission, following a (soft and collinear resummed) perturbative QCD distribution, which depends on the momenta of all previous emissions. Parton showering stops at a scale of order 1 GeV, at which point a *hadronization model* is used to convert the resulting partons into hadrons. One widely-used model involves stretching a color “string” across quarks and gluons, and breaking it up into hadrons [508, 509]. Another breaks each gluon into a $q\bar{q}$ pair and then groups quarks and antiquarks into colorless “clusters”, which then give the hadrons [502]. As both models are tuned primarily to LEP data, the cluster and string models provide similar results for most observables sensitive to hadronization [507]. For pp and γp processes, modeling is also needed to treat the collision between the two hadron remnants, which generates an *underlying event* (UE), usually implemented via additional $2 \rightarrow 2$ scatterings (“multiple parton interactions”, MPI) at a scale of a few GeV, following Ref. [510]. The parameter values for the MPI models must be determined from fits to minimum-bias and/or underlying-event observables of LHC collision data. As the different MC event generators are adapted to essentially the same measurements, ideally the respective MPI implementations should lead to similar predictions for each program. One complication, however, is some non-universality of the underlying event among different physics processes.

If possible, determinations of the uncertainties encountered in parton-shower Monte Carlo programs should be divided into perturbative and non-perturbative sources, as this will lead to better possibilities for understanding/improving them. If there is a mismatch between the components, then the accuracy obtained by the matrix elements and the parton shower may be compromised (as for example if the parton shower tuning may involve an enhanced strong coupling constant different from that used in the matrix elements). Such a tuned prescription may provide a good description of a particular data set, but it is more of a fit than a prediction. It is not clear if this perturbative tuning can be transferred to other processes or kinematics.

A deficiency of the soft and collinear approximations that underlie parton showers is that they may fail to reproduce the full pattern of hard wide-angle emissions, important, for example, in many new physics searches. It is therefore common to use LO multi-parton matrix elements to generate hard high-multiplicity partonic configurations as additional starting points for the showering, supplemented with some prescription (CKKW [511], MLM [512]) for consistently merging samples with different initial multiplicities. Monte Carlo generators, as described above, compute cross sections for the requested hard process that are correct at LO.

A wide variety of processes are available in MC implementations that are accurate at NLO, using the MC@NLO [513] or POWHEG [514] prescriptions, through the MADGRAPH5_aMC@NLO [166], POWHEG-BOX [515] and SHERPA [168] programs. Techniques have also been developed to combine

NLO plus parton shower (PS) accuracy for different multiplicities of final-state jets [516]. While NLO+PS accurate predictions can now be implemented in the above tools rather easily and are available for a range of processes, given the advances in NNLO calculations it is natural to seek for NNLO+PS accurate Monte Carlos as well. The two main approaches today are the MiNNLO [517] and Geneva [518] ones. NNLO plus shower accuracy was achieved first for Drell-Yan and Higgs production [519–521] and is now available for several $2 \rightarrow 2$ color singlet processes [522–538], as well as for heavy-quark pair-production, also accompanied by a colour singlet [539–543]. Recently NNLO+PS accuracy for Drell Yan was also obtained using matching conditions at next-to-next-to-leading order in the sectorised VINCIA parton shower [544].

It is important to understand/verify the accuracy of the parton shower predictions in the Monte Carlo programs. A general framework for assessing the logarithmic accuracy of parton-shower algorithms has been formulated, based on their ability to reproduce the singularity structure of multi-parton matrix elements, and their ability to reproduce logarithmic resummation results [545]. The dominant contributions relevant for the extension of parton showers to higher logarithmic accuracy have been computed [546–550] and included in some algorithms.

There exist ways to improve on current parton-shower algorithms [551, 552] and to demonstrate the parton shower accuracy through a comparison to analytic next-to-leading logarithmic calculations for a range of observables [552]. Considerable progress has been achieved in recent years [551–563]. References [552, 555, 556, 559, 560] introduced the first shower implementations towards NLL, but these implementations did not include spin-correlation effects and lacked full color dependence at LL level. Reference [553] incorporated full color effects at the NLL level, while spin correlations at NLL were included in Refs. [557, 558], resulting in an NLL accurate parton shower for proton-proton collisions [561, 562]. The modifications necessary for processes such as Deep Inelastic Scattering (DIS) and Vector Boson Fusion (VBF) are addressed in [563]. The novel Alaric parton shower for hadron colliders is introduced in Ref. [564]. First steps towards NNLL parton showers for classes of observables dominantly sensitive to low-energy (soft) emissions have been presented in Ref. [565]. The first public implementation within the PanScales framework is described in Ref. [566]. Finally, a new standard for assessing the logarithmic accuracy of NNLL parton showers is proposed in Ref. [567].

9.2.4 Accuracy of predictions

Estimating the accuracy of perturbative QCD predictions is not an exact science. It is often said that LO calculations are accurate to within a factor of two. This is based on experience with NLO corrections in the cases where these are available. In processes involving new partonic scattering channels at NLO and/or large ratios of scales (such as jet observables in processes with vector bosons, or the production of high- p_t jets containing B -hadrons), the ratio of the NLO to LO predictions, commonly called the “ K factor”, can be substantially larger than two. NLO corrections tend to be large for processes for which there is a great deal of color annihilation in the interaction. In addition, NLO corrections tend to decrease as more final state legs are added.

For calculations beyond LO, one approach to estimate the perturbative uncertainty is to base it on the last known perturbative correction; this may lead to misleading results if new subprocesses are present at the next-higher order. A more widely used method is to estimate it from the change in the prediction when varying the renormalization and factorization scales around a central value Q that is taken close to the physical scale of the process. A conventional range of variation is $Q/2 < \mu_R, \mu_F < 2Q$, varying the two scales independently with the restriction $\frac{1}{2} < \mu_F/\mu_R < 2$ [568]. This constraint limits the risk of misleadingly small uncertainties due to fortuitous cancellations between the μ_F and μ_R dependence when both are varied together, while avoiding the appearance of large logarithms of μ_R^2/μ_F^2 when both are varied completely independently. Where possible,

it can be instructive to examine the two-dimensional scale distributions (μ_R vs. μ_F) to obtain a better understanding of the interplay between μ_R and μ_F . This procedure should not be assumed to always estimate the full uncertainty from missing higher orders, but it does indicate the size of one important known source of higher-order ambiguity.⁹

As discussed before, several $2 \rightarrow 2$ processes at the LHC are now known to NNLO. This typically results in a large reduction in the uncertainty from that obtained at NLO. However, care must be taken in the estimate of the uncertainty in processes containing jets, as accidental cancellations of the scale uncertainties may result in an artificial reduction of the scale uncertainty; for some values of the jet radius R the uncertainty may even be close to zero. There are several possibilities for providing a more realistic estimate of the scale uncertainty for such processes [507], but none have been widely adopted at the LHC. A recent study [576] has carried out a NNLL resummation matched to a NNLO perturbative calculation for inclusive jet production and has found a more realistic scale uncertainty for cross sections involving small- R jets.

Calculations that involve resummations usually have an additional source of uncertainty associated with the choice of argument of the logarithms being resummed, *e.g.* $\ln(2 \frac{p_t^Z}{m_Z})$ as opposed to $\ln(\frac{1}{2} \frac{p_t^Z}{m_Z})$, as well as a prescription to switch off resummation effects when the logarithm is not large. In addition to varying renormalization and factorization scales, it is common practice to vary the argument of the logarithm by a suitable factor in either direction with respect to the default argument.

The accuracy of QCD predictions is limited also by non-perturbative (or hadronization) corrections, which typically scale as a power of Λ/Q .¹⁰ For measurements that are directly sensitive to the structure of the hadronic final state, the corrections are usually linear in Λ/Q . The non-perturbative corrections are further enhanced in processes with a significant underlying event (*i.e.* in pp and $p\bar{p}$ collisions) and the impact of non-perturbative corrections is larger in cases where the perturbative cross sections fall steeply as a function of p_t or some other kinematic variable, for example in inclusive jet p_t or dijet mass spectra.

Under high-luminosity running conditions, such as 13 TeV at the LHC, there can be about 50 minimum-bias interactions occurring at each beam-beam crossing. This additional energy needs to be subtracted, and is typically removed by means of a rapidity-dependent transverse-energy density determined on an event-by-event basis [577]. This subtraction usually also removes the underlying event, which must be added back in by means of MC event generator modelling, if one wants to restore the measured event to the particle level.

Non-perturbative corrections are commonly estimated from the difference between Monte Carlo events at the “parton level” and at particle level. Parton level refers to the stage of the parton shower, where the evolution is stopped at an energy scale of typical hadron masses of a few GeV. An issue to be aware of is that “parton level” is not a uniquely defined concept. For example, in a MC event generator such a procedure depends on an arbitrary and tunable internal cutoff scale that separates the parton showering from the hadronization. In contrast, no such cutoff scale exists in an NLO or NNLO partonic calculation. The uncertainties in these corrections are often estimated by comparing different tunes of the various MC event generators. It should be noted that such estimates are not guaranteed to fully cover the true uncertainties.

Alternative methods exist for estimating hadronization corrections that attempt to analytically deduce non-perturbative effects in one observable based on measurements of other observables (see the reviews [26, 578]). While they directly address the problem of different possible definitions of parton level, it should also be said that they are far less flexible than Monte Carlo programs and

⁹Various studies have been carried out on how to estimate uncertainties from missing higher orders that go beyond scale variations [569–573], including recently the use of theory nuisance parameters [574, 575].

¹⁰In some circumstances, the scale in the denominator could be a smaller kinematic or physical scale that depends on the observable.

not always able to provide equally good descriptions of the data.

One of the main issues is whether the fixed-order partonic final state of a NLO or NNLO prediction can match the parton shower in its ability to describe the experimental jet shape (minus any underlying event). Calculations at NNLO provide a better match to the parton shower predictions than do NLO ones, as might be expected from the additional gluon available to describe the jet shape. The hadronization predictions appear to work for both orders, but at an unknown accuracy.

9.3 Experimental studies of QCD

Since we are not able to directly measure partons (quarks or gluons), but only hadrons and their decay products, a central issue for every experimental study of perturbative QCD is establishing a correspondence between observables obtained at the parton and the hadron level. The only theoretically sound correspondence is achieved by means of *infrared and collinear safe* quantities, which allow one to obtain finite predictions at any order of perturbative QCD.

As stated above, the simplest case of infrared- and collinear-safe observables are some inclusive cross sections or including decay widths.

More generally, when measuring fully inclusive observables, the final state is not analyzed at all regarding its (topological, kinematical) structure or its composition. Basically, the relevant information consists of the rate of a process ending up in a partonic or hadronic final state. In e^+e^- annihilation, widely used examples are the ratios of partial widths or branching ratios for the electroweak decay of particles into hadrons or leptons such as Z or τ decays (*cf.* Sec. 9.2.1). Such ratios are often favored over absolute cross sections or partial widths because of large cancellations of experimental and theoretical systematic uncertainties. The strong suppression of non-perturbative effects, $\mathcal{O}(\Lambda^4/Q^4)$, is one of the attractive features of such observables, however, at the same time, the sensitivity to radiative QCD corrections is small, which for example leads to a larger statistical uncertainty when using them for the determination of the strong coupling constant. In the case of τ decays not only the hadronic branching ratio is of interest, but also moments of the spectral functions of hadronic τ decays, which sample different parts of the decay spectrum and thus provide additional information. Other examples of fully inclusive observables are structure functions (and related sum rules) in DIS. These are extensively discussed in Sec. 18 of this *Review*.

On the other hand, often the structure or composition of the final state are analyzed, and cross sections differential in one or more variables characterizing this structure are of interest. Examples are jet rates, jet substructure, event shapes or transverse-momentum distributions of jets or vector bosons in hadron collisions. The case of fragmentation functions, *i.e.* the measurement of hadron production as a function of the hadron momentum relative to some hard scattering scale, is discussed in Sec. 19 of this *Review*.

It is worth mentioning that, besides the correspondence between the parton and hadron level, also a correspondence between the hadron level and the actually measured quantities in the detector has to be established. The simplest examples are corrections for finite experimental acceptance and efficiencies. Whereas acceptance corrections essentially are of theoretical nature, since they involve extrapolations from the measurable (partial) to the full phase space, other corrections such as for efficiency, resolution and response are of experimental nature. For example, measurements of differential cross sections such as jet rates require corrections in order to relate, *e.g.*, the energy deposits in a calorimeter to the jets at the hadron level. Note that, while the underlying event energy is part of the event to be measured, particles from additional interactions from other proton-proton collisions are not, and this energy must be subtracted from the jet energy measurement [577]. Typically, detector simulations and/or data-driven methods are used in order to obtain these corrections. Care should be taken here to clearly separate between the parton-to-hadron level and hadron-to-detector level corrections. Finally, for the sake of an easy comparison to the results

of other experiments and/or theoretical calculations, it is suggested to provide, whenever possible, measurements corrected for detector effects and/or all necessary information related to the detector response (e.g., the detector response matrix). Any fiducial phase space for measurements should be defined as close as possible to the detector-level selection in order to minimize model-dependent extrapolations. A versatile repository for storing such information is the use of Rivet routines [579].

9.3.1 Hadronic final-state observables

9.3.1.1 Jets

In hard interactions, final-state partons and hadrons appear predominantly in collimated bunches, which are generically called *jets*. To a first approximation, a jet can be thought of as a hard parton that has undergone soft and collinear showering and then hadronization. Jets are used both for testing our understanding and predictions of high-energy QCD processes, and also for identifying the hard partonic structure of decays of massive particles such as top quarks and W, Z, and Higgs bosons.

In order to map observed hadrons onto a set of jets, one uses a *jet definition*. The mapping involves explicit choices: for example when a gluon is radiated from a quark, establishing for what range of kinematics the gluon should be part of the quark jet, or instead form a separate jet. Good jet definitions are infrared and collinear safe, simple to use in theoretical and experimental contexts, applicable to any type of inputs (parton or hadron momenta, charged particle tracks, and/or energy deposits in the detectors) and lead to jets that are not too sensitive to non-perturbative effects.

An extensive treatment of the topic of jet definitions is given in Ref. [580] (for e^+e^- collisions) and Refs. [581–583]. Here we briefly review the two main classes: cone algorithms, extensively used at hadron colliders before the LHC, and sequential recombination algorithms, more widespread in e^+e^- and ep colliders and at the LHC.

Cone algorithms typically start from a seed particle, summing the momenta of all particles within a cone of radius (R) in rapidity–azimuth space. The cone axis is iteratively updated until stable, and a jet is defined if its transverse momentum exceeds ($p_{t,\min}$). Variants differ in the seed choice and in how they resolve overlapping cones. Seeded algorithms (e.g. JetCLU, MidPoint) suffer from infrared and collinear unsafety, incompatibility with higher-order QCD, and instabilities. They were used at the Tevatron but are deprecated and not employed at the LHC. The modern alternative is the seedless SIScone algorithm [584], which is infrared safe.

Sequential recombination algorithms at hadron colliders (and in DIS) are characterized by a distance $d_{ij} = \min(k_{t,i}^{2p}, k_{t,j}^{2p}) \Delta_{ij}^2 / R^2$ between all pairs of particles i, j , where Δ_{ij} is their separation in the rapidity–azimuthal plane, $k_{t,i}$ is the transverse momentum w.r.t. the incoming beams, and R is a free parameter. At the LHC, R is typically in the range from 0.4 to 0.8, although analyses can also use jet sizes up to 1.0–1.2. They also involve a “beam” distance $d_{iB} = k_{t,i}^{2p}$. One identifies the smallest of all the d_{ij} and d_{iB} , and if it is a d_{ij} , then i and j are merged into a new pseudo-particle (with some prescription, a recombination scheme, for the definition of the merged four-momentum). If the smallest distance is a d_{iB} , then i is removed from the list of particles and called a jet. As with cone algorithms, one usually considers only jets above some transverse-momentum threshold $p_{t,\min}$. The parameter p determines the kind of algorithm: $p = 1$ corresponds to the (*inclusive*-) k_t algorithm [436, 585, 586], $p = 0$ defines the *Cambridge-Aachen* algorithm [587, 588], while for the *anti*- k_t algorithm $p = -1$ [589]. All these variants are infrared and collinear safe. Whereas the former two lead to irregularly shaped jet boundaries, the latter results in cone-like boundaries, except in situations where there are nearby jets. The *anti*- k_t algorithm has become the de-facto standard for the LHC experiments.

In e^+e^- annihilation the k_t algorithm [436] uses $y_{ij} = 2 \min(E_i^2, E_j^2)(1 - \cos \theta_{ij})/Q^2$ as distance measure between two particles/partons i and j and repeatedly merges the pair with smallest y_{ij} ,

until all y_{ij} distances are above some threshold y_{cut} , the jet resolution parameter. Q is a measure of the overall hardness of the event. The (pseudo)-particles that remain at this point are called the jets. Here it is y_{cut} (rather than R and $p_{t,\text{min}}$) that should be chosen according to the needs of the analysis. The two-jet rate in the k_t algorithm has the property that logarithms $\ln(1/y_{\text{cut}})$ exponentiate. This is one reason why it is preferred over the earlier JADE algorithm [438], which uses the distance measure $y_{ij} = 2 E_i E_j (1 - \cos \theta_{ij})/Q^2$. Note that other variants of sequential recombination algorithms for e^+e^- annihilations, using different definitions of the resolution measure y_{ij} , exhibit much larger sensitivities to fragmentation and hadronization effects than the k_t and JADE algorithms [590]. Exclusive versions of sequential algorithms recombine objects into a predefined number of jets. Efficient implementations of all the above algorithms are available through the *FastJet* package [591].

While building infrared safe jets is generally considered a solved problem, this is not quite the case when one also wishes to assign a flavor to a jet. In fact, the general experimental definition considers a flavored-jet to be a jet that contains at least one flavor tag (such as a B or D meson) above a given transverse-momentum threshold. Because of collinear or soft wide-angle $g \rightarrow q\bar{q}$ splittings, it is easy to see that such a definition is neither collinear nor infrared safe. This problem was addressed in Ref. [592, 593] in the context of heavy-flavor production at the Tevatron. However, the jet-algorithm proposed in that work was impractical to implement experimentally because it was based on the k_t -algorithm. Furthermore, it required tagging two nearby flavored hadrons and involved a rather complex beam-distance measure. Since most experimental studies at the LHC instead rely on the anti- k_t algorithm, recent investigations have focused on developing algorithms that preserve the anti- k_t kinematics of the jets while assigning jet flavors in an infrared-safe way [594–596]. It turns out that the problem is more involved than anticipated, and a formulation of infrared-safe anti- k_t -like jets could only be achieved by introducing an interleaved flavor neutralization procedure [597]. For a comparison between these algorithms see Ref. [598].

An unfolding procedure will be necessary to convert experimental measurements of flavor-jets to a form that can be precisely compared to theoretical predictions. In any experimental setting, not all gluon splittings into b or c quark pairs can be identified. In addition, the gluon splitting treatment incorporated into the parton shower Monte Carlos does not agree exactly with what is measured in the data. To reach an improved level of precision in the comparison of theory to experiment, an improved understanding of gluon splitting into $b\bar{b}$ and $c\bar{c}$ pairs between data and parton shower Monte Carlos is needed.

9.3.1.2 Event Shapes

Event-shape variables are functions of the four momenta of the particles in the final state and characterize the topology of an event's energy flow. They are sensitive to QCD radiation (and correspondingly to the strong coupling) insofar as gluon emission changes the shape of the energy flow.

The classic example of an event shape is the *thrust* [599, 600] in e^+e^- annihilations, defined as

$$\hat{\tau} = \max_{\vec{n}_\tau} \frac{\sum_i |\vec{p}_i \cdot \vec{n}_\tau|}{\sum_i |\vec{p}_i|}, \quad (9.22)$$

where \vec{p}_i are the momenta of the particles or the jets in the final-state and the maximum is obtained for the thrust axis \vec{n}_τ . In the Born limit of the production of a perfect back-to-back $q\bar{q}$ pair, the limit $\hat{\tau} \rightarrow 1$ is obtained, whereas a perfectly spherical many-particle configuration leads to $\hat{\tau} \rightarrow 1/2$. Further event shapes of similar nature have been extensively measured at LEP and at HERA, and for their definitions and reviews we refer to Refs. [1, 8, 578, 601, 602]. The energy-energy correlation function [603], namely the energy-weighted angular distribution of produced hadron pairs, and

its associated asymmetry are further shape variables which have been studied in detail at e^+e^- colliders. For hadron colliders the appropriate modification consists in only taking the transverse-momentum component [604]. The event shape variable N -*jettiness* has been proposed [605] that measures the degree to which the hadrons in the final state are aligned along N jet axes or the beam direction. It vanishes in the limit of exactly N infinitely narrow jets.

Phenomenological discussions of event shapes at hadron colliders can be found in Refs. [605–609]. Measurements of hadronic event-shape distributions have been published by CDF [610], ATLAS [611–617] and CMS [618–621].

Event shapes are used for many purposes. These include measuring the strong coupling (see *e.g.* Ref. [617]), tuning the parameters of Monte Carlo programs, investigating analytical models of hadronization and distinguishing QCD events from events that might involve decays of new particles (giving event-shape values closer to the spherical limit).

9.3.1.3 Jet substructure, quark vs. gluon jets

Jet substructure, which can be resolved by finding subjets or by measuring jet shapes, is sensitive to the details of QCD radiation in the shower development inside a jet and has been extensively used to study differences in the properties of quark and gluon induced jets, strongly related to their different color charges. There is clear experimental evidence that gluon jets have a softer particle spectrum and are “broader” than (light-) quark jets (as expected from perturbative QCD) when looking at observables such as the jet shape $\Psi(r/R)$ (see *e.g.* Ref. [622]). This is the fraction of transverse momentum contained within a subcone of cone-size r for jets of cone-size R . It is sensitive to the relative fractions of quark and gluon jets in an inclusive jet sample and receives contributions from soft-gluon initial-state radiation and the underlying event. Therefore, it has been widely employed for validation and tuning of Monte Carlo parton-shower models. Furthermore, this quantity turns out to be sensitive to the modification of the gluon radiation pattern in heavy ion collisions (see *e.g.* Ref. [623]).

Jet shape measurements using proton-proton collision data have been presented for inclusive jet samples [624–626] and for top-quark production [627]. Further discussions, references and summaries can be found in Refs. [602, 628–630] and Sec. 4 of Ref. [631].

The use of jet substructure has also been investigated in order to distinguish QCD jets from jets that originate from hadronic decays of boosted massive particles (high- p_t electroweak bosons, top quarks and hypothesized new particles). A considerable number of experimental studies have been carried out with Tevatron and LHC data, in order to investigate the performance of the proposed algorithms for resolving jet substructure and to apply them to searches for new physics, as well as to the reconstruction of boosted top quarks, vector bosons and the Higgs boson. For reviews of this rapidly growing field, see Sec. 5.3 of Ref. [581], Refs. [496, 497, 631–637] and references therein. One convenient representation for visualizing jet substructure is through the Lund plane [638]. From a theoretical perspective, the Lund plane would be constructed using quarks and gluons, but similar observables can be constructed through the use of jets, as described in detail in Ref. [639].

Neural network techniques and deep learning methods have also been applied to jet and top physics and jet substructure, see *e.g.* Refs. [640–643]. Perhaps no other subfield has benefitted as much from machine learning techniques as the study of jet substructure. As a jet can have $O(100)$ constituents each with kinematic and other information, jet substructure analysis is naturally a highly multivariate problem. Deep learning techniques can use all of the available information to study jets in their natural high dimensionality. Such techniques have not only improved discrimination between different final states/types of jets, but have also improved our understanding of perturbative QCD. For a review see Ref. [495].

9.3.2 QCD measurements at colliders

There exists a wealth of data on QCD-related measurements in e^+e^- , ep , pp , and $p\bar{p}$ collisions, to which a short overview like this would not be able to do any justice. Reviews of the subject have been published in Refs. [601,602] for e^+e^- colliders and in Ref. [644] for ep scattering, whereas for hadron colliders overviews are given in, *e.g.*, Refs. [582,629] and Refs. [2,11,645–647].

Below we concentrate our discussion on measurements that are most sensitive to hard QCD processes with focus on jet production.

9.3.2.1 e^+e^- colliders

Analyses of jet production in e^+e^- collisions are mostly based on data from the JADE experiment at center-of-mass energies between 14 and 44 GeV, as well as on LEP collider data at the Z resonance and up to 209 GeV. The analyses cover the measurements of (differential or exclusive) jet rates (with multiplicities typically up to 4, 5 or 6 jets), the study of three-jet events and particle production between the jets, as well as four-jet production and angular correlations in four-jet events.

Event-shape distributions from e^+e^- data have been an important input to the tuning of parton shower MC models, typically matched to matrix elements for three-jet production. In general these models provide good descriptions of the available, highly precise data. Especially for the large LEP data sample at the Z peak, the statistical uncertainties are mostly negligible and the experimental systematic uncertainties are at the percent level or even below. These are usually dominated by the uncertainties related to the MC model dependence of the efficiency and acceptance corrections (often referred to as “detector corrections”).

Observables measured in e^+e^- collisions have been used for determinations of the strong coupling constant (*cf.* Section 9.4 below) and for putting constraints on the QCD color factors (*cf.* Sec. 9.1 for their definitions), thus probing the non-Abelian nature of QCD. Angular correlations in four-jet events are sensitive at leading order. Some sensitivity to these color factors, although only at NLO, is also obtained from event-shape distributions. Scaling violations of fragmentation functions and the different subjet structure in quark and gluon induced jets also give access to these color factors. A compilation of results [602] quotes world average values of $C_A = 2.89 \pm 0.03$ (stat) ± 0.21 (syst) and $C_F = 1.30 \pm 0.01$ (stat) ± 0.09 (syst), with a correlation coefficient of 82%. These results are in perfect agreement with the expectations from SU(3) of $C_A = 3$ and $C_F = 4/3$.

9.3.2.2 DIS and photoproduction

Jet measurements in ep collisions, both in the DIS and photoproduction regimes, allow for tests of QCD factorization (as they involve only one initial state proton and thus one PDF function), and provide sensitivity to both the gluon PDF and to the strong coupling constant. Calculations are available at NNLO in both regimes [333,334]. An N³LO calculation using the Projection-to-Born method was also presented in Ref. [322,323]. Experimental uncertainties of the order of 5–10% have been achieved, whereas statistical uncertainties are negligible to a large extent. For comparison to theoretical predictions, at large jet p_t the PDF uncertainty dominates the theoretical uncertainty (typically of order 5–10%, in some regions of phase space up to 20%), therefore jet observables become useful inputs for PDF fits.

In general, the data are well described by the NLO and NNLO matrix-element calculations, combined with DGLAP evolution equations, in particular at large Q^2 and central values of jet pseudo-rapidity.

In the case of photoproduction, a wealth of measurements with low p_t jets were performed in order to constrain the photon content of the proton (which is by now determined with percent accuracy thanks to the LUX approach [155,156]). A few examples of measurements can be found

in Refs. [648–652] for photoproduction and in Refs. [653–662] for DIS.

9.3.2.3 Hadron-hadron colliders

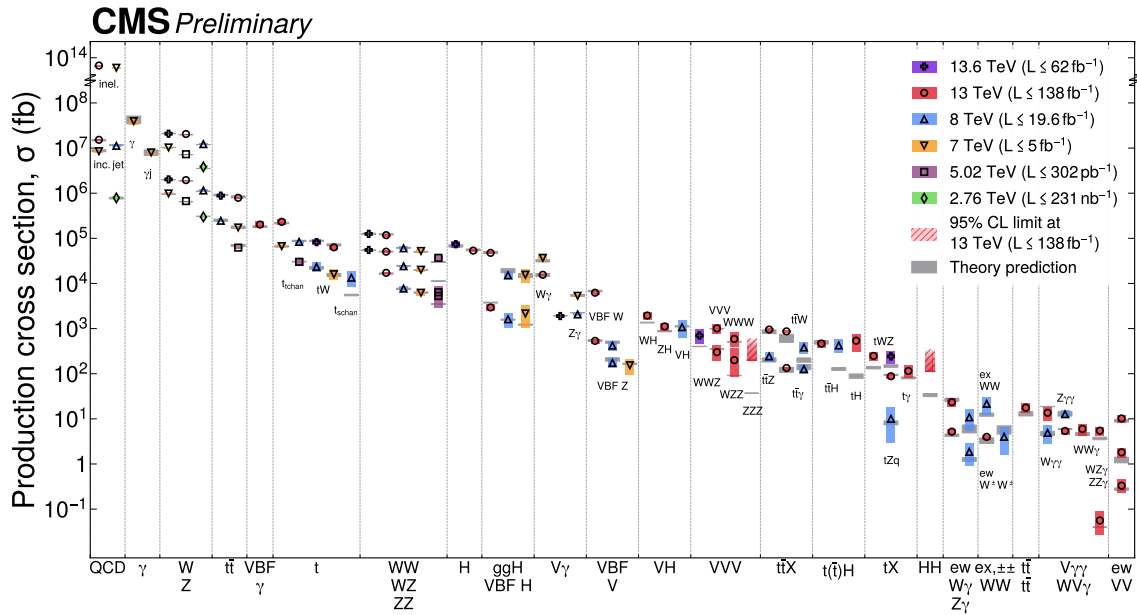
The spectrum of observables and the number of measurements performed at hadron colliders is enormous, probing many regions of phase space and covering a huge range of cross sections, as exemplified in Fig. 9.1 for a wide class of processes by the CMS (top) and ATLAS (bottom) experiments. In general, the theory agreement with data is excellent for a wide variety of processes, indicating the success of perturbative QCD with the PDF and the strong coupling as inputs. For the sake of brevity, in the following only certain classes of those measurements will be discussed, which permit various aspects of the QCD studies to be addressed. Most of our discussion will focus on LHC results, which are available for center-of-mass energies of 2.76, 5, 7, 8, 13, and 13.6 TeV, with integrated luminosities of up to 140 fb^{-1} at 13 TeV, and up to 250 fb^{-1} at 13.6 TeV.

Generally speaking, besides representing precision tests of the Standard Model and QCD in particular, these measurements serve several purposes, such as: (i) probing pQCD and its various approximations and implementations in MC models to quantify the order of magnitude of not yet calculated contributions and to gauge their precision when used as background predictions to searches for new physics, or (ii) extracting/constraining model parameters such as the strong coupling constant or PDFs.

The final states measured at the LHC include single, double and triple gauge boson production, top production (single top, top pair and four top production), Higgs boson production, alone and in conjunction with a W or Z boson, and with a top quark pair. Many/most of these events are accompanied by additional jets. So far only limits have been placed on double Higgs production. The volume of LHC results prohibits a comprehensive description in this *Review*; hence, only a few highlights will be presented [663–667].

Among the most important cross sections measured, and the one with the largest dynamic range, is the inclusive jet spectrum as a function of the jet transverse momentum (p_t), for several rapidity regions and for p_t up to 700 GeV at the Tevatron and ~ 3.5 TeV at the LHC. It is worth noting that this latter upper limit in p_t corresponds to a distance scale of $\sim 10^{-19}$ m: no other experiment so far is able to directly probe smaller distance scales of nature than this measurement. The Tevatron inclusive jet measurements in Run 2 (Refs. [670–673]) were carried out with the MidPoint jet clustering algorithm (or its equivalent) and, in a few cases, with the k_t jet clustering algorithm. Most of the LHC measurements use the *anti- k_t* algorithm, with a variety of jet radii. The use of multiple jet radii in the same analysis allows a better understanding of the underlying QCD dynamics. For example, as discussed earlier, a study of the R -dependence of jet production at NNLO made clear that there are accidental cancellations in the scale dependence. The typical central scale choices used in the theoretical comparisons are related either to the transverse momentum of each jet (p_T^{jet}), or the sum of transverse energies in the event (H_T). Measurements by ALICE, ATLAS and CMS have been published in Refs. [674–685].

In general, we observe a good description of the data by the NLO and NNLO QCD predictions over about 11 orders of magnitude in cross section, as long as care is taken for the functional form of the central scale choice [686]. The experimental systematic uncertainties are dominated by the jet energy scale uncertainty, quoted to be in the range of a few percent (see for instance the review in Ref. [687]), leading to uncertainties of $\sim 5 - 30\%$ on the cross section, increasing with p_t and rapidity. The PDF uncertainties dominate the theoretical uncertainty at large p_t and rapidity. In fact, inclusive jet data are among the most important inputs to global PDF fits, in particular for constraining the high- x gluon PDF [688–690]. Constraints on the PDFs can also be obtained from ratios of inclusive cross sections at different center-of-mass energies [675, 680]. Ratios of jet cross sections are a means to (at least partially) cancel the jet energy scale uncertainties and thus provide



Standard Model Total Production Cross Section Measurements

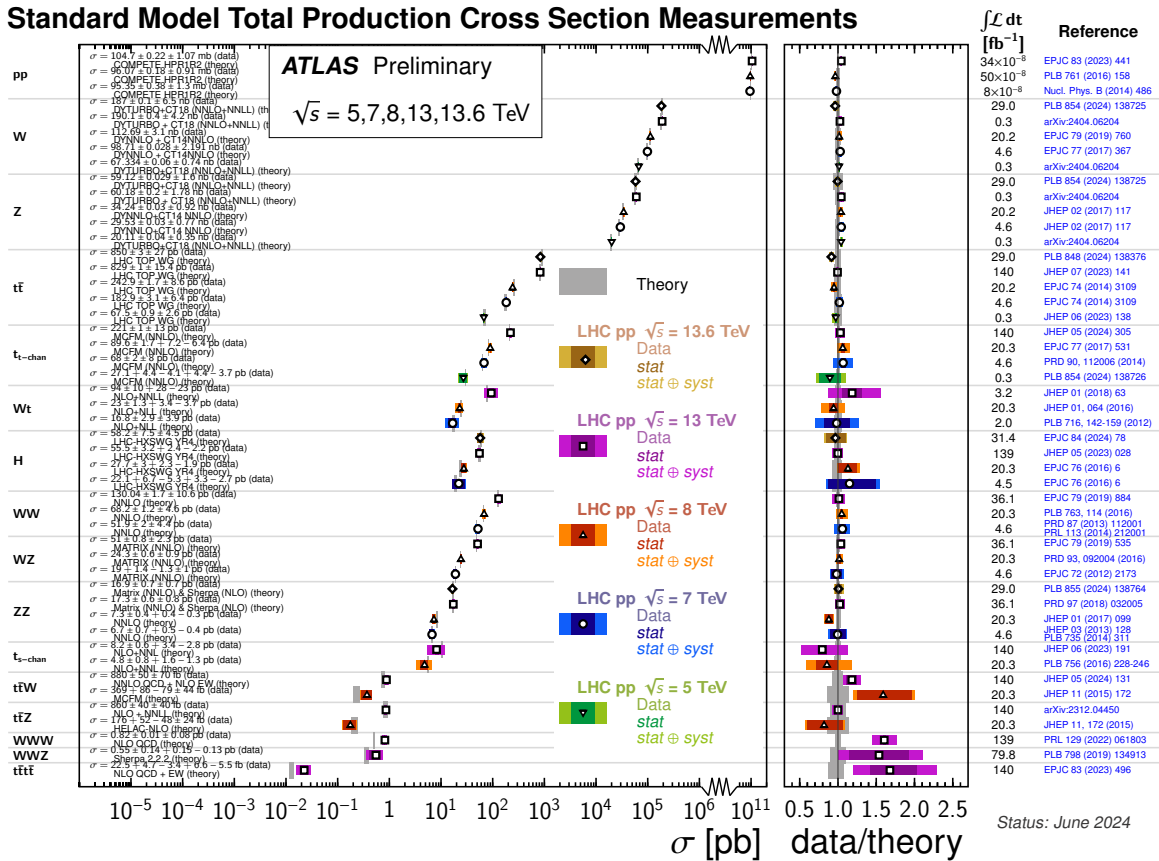


Figure 9.1: Overview of cross section measurements for a wide class of processes by the CMS [668] experiment, and by the ATLAS [669] experiment at the LHC, for center-of-mass energies of 5, 7, 8, 13, and 13.6 TeV. Also shown are the theoretical predictions and their uncertainties.

jet observables with significantly improved precision.

Dijet events are typically analyzed in terms of their invariant mass or average dijet p_t and angular distributions, which allows for tests of NLO and NNLO QCD predictions (see *e.g.* Refs. [679,691,692] for recent LHC results), and for setting stringent limits on deviations from the Standard Model, such as quark compositeness or contact interactions (some examples can be found in Refs. [682,693–699]). Furthermore, dijet azimuthal correlations between the two leading jets, normalized to the total dijet cross section, are an extremely valuable tool for studying the spectrum of gluon radiation in the event. The azimuthal separation of the two leading jets is sensitive to multi-jet production, avoiding at the same time large systematic uncertainties from the jet energy calibration. For example, results from the Tevatron [700,701] and the LHC [616,702–706] show that the LO (non-trivial) prediction for this observable, with at most three partons in the final state, is not able to describe the data for an azimuthal separation below $2\pi/3$, where NLO contributions (with 4 partons) restore the agreement with data. In addition, this observable can be employed to tune Monte Carlo predictions of soft gluon radiation. Further examples of dijet observables that probe special corners of phase space are those that involve forward (large rapidity) jets and where a large rapidity separation, possibly also a rapidity gap, is required between the two jets. Reviews of such measurements can be found in Ref. [629], showing that no single prediction is capable of describing the data in all phase-space regions. In particular, no conclusive evidence for BFKL effects in these observables has been established so far.

Beyond dijet final states, measurements of the production of three or more jets, including cross section ratios, have been performed (see Refs. [629,707] for recent reviews), as a means of testing perturbative QCD predictions, determining the strong coupling constant, and probing/tuning MC models, in particular those combining multi-parton matrix elements with parton showers [617,708]. The calculation of three-jet production to NNLO [360] will allow more precise predictions of the three-jet to two-jet ratio, and thus the extraction of $\alpha_s(m_Z^2)$ from this observable. This calculation also allows for the use of transverse energy-energy correlations (TEEC) for the determination of $\alpha_s(m_Z^2)$ [617].

W and Z production serve as benchmark cross sections at the LHC. The large boson mass stabilizes perturbative predictions, which results in better theoretical accuracy. In terms of experimental precision, measurements of inclusive vector boson (W, Z) production provide the most precisely determined observables at hadron colliders so far. This is because the experimental signatures are based on charged leptons which are measured much more accurately than jets or photons. At the LHC [709–719], the dominant uncertainty stems from the luminosity determination ($\sim 1.7\%$), while other uncertainties (*e.g.* statistical or from lepton efficiencies) are controlled at the $\sim 0.5\text{--}3\%$ level. The uncertainty from the acceptance correction of about $\sim 1\text{--}2\%$ can be reduced by measuring so-called fiducial cross sections, *i.e.* by applying kinematic cuts also to the particle level of the theoretical predictions. Measurements combining the electron and muon final states were able to achieve a precision a few per mille level in the dilepton final state for the normalized cross section for p_T^l less than 30 GeV [720,721]. This level of precision can also be achieved by measuring cross section ratios (W/Z or W^+/W^-). On the theory side, as discussed earlier in this *Review*, the production of these color-singlet states has been calculated to N³LO [137–139]. Since the dominant theoretical uncertainty is related to the choice of PDFs, these high-precision data provide useful handles for PDF determinations.

Further insights are obtained from measurements of differential vector boson production, as a function of the invariant dilepton mass, the boson’s rapidity or its transverse momentum. For example, the dilepton invariant mass distribution has been measured [722–727] for masses between 15 and 3000 GeV, covering more than 8 orders of magnitude in cross section. NNLO QCD predictions, together with modern PDF sets and including higher-order electroweak and QED final-state radia-

tion corrections, describe the data to within 5–10% over this large range, whereas NLO predictions show larger deviations, unless matched to a parton shower.

Similar conclusions can be drawn from the observed rapidity distribution of the dilepton system (see *e.g.* Refs. [709, 717, 723]) or, in the case of W production, from the observed charged lepton rapidity distribution and its charge asymmetry. The latter is particularly sensitive to differences among PDF sets [709, 728–730], also thanks to the high precision achieved by the ATLAS and CMS experiments for central rapidity ranges. These measurements are extended to the very forward region, up to 4.5 in lepton rapidity, by the LHCb experiment [715, 716, 731].

An overview of these kinds of measurement can be found in Ref. [629]. There one can also find a discussion of and references to LHC results from studies of the vector boson’s transverse-momentum distribution, p_t^V (see also Refs. [720, 732–734]). This observable covers a wide kinematic range and probes different aspects of higher-order QCD effects. It is sensitive to jet production in association with the vector boson, without suffering from the large jet energy scale uncertainties. In the p_t^V region of several tens of GeV to over 1 TeV, the NNLO predictions for V+jet can be used to predict the high- p_t boson production cross section.¹¹ The NNLO predictions agree with the data to about 10%, and agree somewhat better at high transverse momentum than do the NLO predictions [735]. At transverse momenta below ~ 20 GeV, the fixed-order predictions fail and soft-gluon resummation is needed to restore the agreement with data. The soft gluon resummation can either be performed analytically, or effectively using parton showering implemented in Monte Carlo programs. While analytic approaches reach a higher perturbative precision, they typically refer to inclusive measurements without fiducial cuts.

The addition of further jets to the final state extends the kinematic range as well as increasing the complexity of the calculation/measurements. The number of results obtained both at the Tevatron and at the LHC is extensive; summaries can be found in Refs. [629, 736], and more recent results can be found in Refs. [735, 737–741]. The measurements cover a very large phase space, *e.g.* with jet transverse momenta between 30 GeV and ~ 1.5 TeV and jet rapidities up to $|y| < 4.4$ [735, 741, 742]. Jet multiplicities as high as seven jets accompanying the vector boson have already been measured at the LHC, together with a substantial number of other kinematical observables, such as angular correlations among the various jets or among the jets and the vector boson, or the sum of jet transverse momenta, H_T . Whereas the jet p_t and H_T distributions are dominated by jet energy scale uncertainties at levels similar to those discussed above for inclusive jet production, angular correlations and jet multiplicity ratios have been measured with a precision of $\sim 10\%$, see *e.g.* Refs. [619, 743].

NLO calculations for up to five jets [744] in addition to the vector boson are in good agreement with the data over that phase space, where the calculations are applicable. Predictions for V+jet at NNLO improve the description of the data for distributions involving the vector boson or the leading jet. MC models that implement parton shower matching to matrix elements (either at LO or NLO) have mixed results.

The challenges get even more severe in the case of vector boson plus heavy-quark (b , c) production: on the theory side because an additional scale is introduced by the heavy-quark mass, and different schemes exist for the handling of heavy quarks and their mass effects in the initial and/or final state; and on the experimental side because additional uncertainties related to the heavy-flavor tagging must be considered [745] (see also the discussion regarding flavor-jet definition in Sec. 9.3.1.1). A review of heavy-quark production at the LHC is presented in Ref. [746], where the p_t and mass spectra of the pair of b -jets are found to be well modeled within uncertainties by most generators for b -jet production with or without associated W and Z bosons. However, siz-

¹¹For these calculations, there is a requirement of the presence of a jet, but the p_t cut is typically small (30 GeV) compared to the high p_t region being discussed here.

able differences between data and predictions are seen in the modeling of events with single b jets, particularly at large b -jet p_t , where gluon splitting processes become dominant, as also confirmed by studies of b -hadron and b -jet angular correlations.

The precision reached in photon measurements is in between that for lepton and jet measurements. The photon energy and angles can be measured at about the same precision as the lepton energy and angles in Drell-Yan production, but there are greater challenges encountered in photon reconstruction (for example isolation) and in purity determination. It should be noted though, that the photon purity approaches unity as the photon p_t increases. At high p_t , it becomes increasingly difficult for a jet to fragment into an isolated neutral electromagnetic cluster, which mimics the photon signature. The inclusive photon cross section can be measured [691, 747–750] as well as the production of a photon accompanied by one or more jets [750–752, 752–756]. The kinematic range for photon production is less than that for jet production because of the presence of the electromagnetic coupling, but still reaches about 2 TeV. Better agreement is obtained with NNLO predictions [238, 240] for photon production than for NLO ones [757, 758], except when the latter are matched to matrix element plus parton shower predictions [759]. Photon production in association with a heavy-flavor jet is a useful input for the determination of the b and c quark PDFs [760].

Electroweak corrections are expected to become more and more relevant in the TeV energy range being explored, and EW corrections can now also be computed automatically [198]. For a comprehensive review on electroweak corrections see Ref. [207]. For example, such corrections were found [761, 762] to be sizable (tens of percent) when studying the ratio $(d\sigma^\gamma/dp_t)/(d\sigma^Z/dp_t)$ in $\gamma(Z)$ +jet production, p_t being the boson’s transverse momentum, and might account for (some of) the differences observed in a CMS measurement [763] of this quantity.

A number of interesting developments, in terms of probing higher-order QCD effects, have occurred in the sector of diboson production, in particular for the WW and $\gamma\gamma$ cases. The statistical reach of the LHC has resulted in the discovery of triple massive gauge boson production [764–766].

In the case of diphoton production, ATLAS [767–769] and CMS [770] have provided accurate measurements, in particular for phase-space regions that are sensitive to radiative QCD corrections (multi-jet production), such as small azimuthal photon separation. While there are large deviations between data and NLO predictions in this region, a calculation [365] at NNLO accuracy manages to mostly fill this gap. This is an interesting example where scale variations can not provide a reliable estimate of missing contributions beyond NLO, since at NNLO new channels appear in the initial state (gluon fusion in this case). These missing channels can be included in a matrix element plus parton shower calculation in which two additional jets are included at NLO. The result exhibits a similar level of agreement as that obtained at NNLO. Three-photon production has also been measured [771] and is in good agreement with NNLO theory predictions [356, 384].

In terms of heaviest particle involved, top-quark production at the LHC has become an important tool for probing higher-order QCD calculations, thanks to very impressive achievements both on the experimental and theoretical side, as extensively summarized in Ref. [772]. Regarding $t\bar{t}$ production, the most precise inclusive cross section measurements are achieved using the dilepton ($e\mu$) final state, with a total uncertainty of 4% [773–777]. This is of about the same size as the uncertainty on the most advanced theoretical predictions [147, 148, 251, 349], obtained at NNLO with additional soft-gluon resummation at NNLL accuracy [778]. There is excellent agreement between data and the QCD predictions.

The $t\bar{t}$ final state allows multiple observables to be measured. A large number of differential cross section measurements have been performed at 7, 8, 13 and 13.6 TeV center-of-mass energy, studying distributions such as the top-quark p_t and rapidity, the transverse momentum and invariant mass of the $t\bar{t}$ system (probing the TeV range), or the number of additional jets. These measurements have been compared to a wide range of predictions, at fixed order up to NNLO as well as using LO

or NLO matrix elements matched to parton showers. Each of the observables provides information on the high x gluon, and do so in global PDF fits. However, there are tensions among the multiple observables that can lead to difficulties in PDF fits. Quadruple top production has been measured in multi-lepton final states [779] by the ATLAS and CMS collaboration, with results consistent with the standard model prediction [780].

Thanks to both the precise measurements of, and predictions for, the inclusive top-pair cross section, which is sensitive to the strong coupling constant and the top-quark mass, this observable has been used to measure the strong coupling constant at NNLO accuracy from hadron collider data [781, 782] (*cf.* Section 9.4 below), as well as to obtain a measurement of the top-quark’s pole mass without employing direct reconstruction methods [781, 783, 784].

The Higgs boson provides a tool for QCD studies, especially as the dominant production mechanism is gg fusion, which is subject to very large QCD corrections. Higgs boson production has been measured in the major decay channels [785]. A measurement of the cross section in the ZZ and $\gamma\gamma$ channels is one of the first measurements at 13.6 TeV to be published [786]. The experimental cross section is now known with a precision approaching 10% [787, 788], similar to the size of the theoretical uncertainty [789], of which the PDF+ α_s uncertainty is the largest component. Part of this systematic is the mismatch in orders between the PDF determination (NNLO) and the cross section evaluation (N³LO), as discussed earlier. The experimental precision has allowed detailed fiducial and differential cross section measurements. For example, with the diphoton final state, the transverse momentum of the Higgs boson can be measured out to the order of 650 GeV, with constraints on the Higgs boson cross section up to 1 TeV [790–793], where top quark mass effects become important. The use of the boosted $H \rightarrow b\bar{b}$ topology allows probing Higgs boson transverse momenta of the order of 600 GeV and greater [788]. The production of a Higgs boson with up to 4 jets has been measured [788, 790]. The experimental cross sections have been compared to NNLO predictions (for $H + \geq 1$ jet), NLO for 2 and 3 jets, and NNLO+NNLL for the transverse-momentum distribution. In addition, finite top quark mass effects have been taken into account at NLO.

9.4 Determinations of the strong coupling constant

Assuming zero quark masses, the only free parameter in the QCD Lagrangian is the strong coupling constant α_s . The coupling constant in itself is not a physical observable, but rather a quantity defined in the context of perturbation theory, which enters predictions for experimentally measurable observables, such as R in Eq. (9.7). The value of the strong coupling constant must be inferred from such measurements and is subject to experimental and theoretical uncertainties. The incomplete knowledge of α_s propagates into uncertainties in numerous precision tests of the Standard Model. Here, we present an update of the 2024 PDG average value of $\alpha_s(m_Z^2)$ and its uncertainty [794].

Many experimental observables are used to determine α_s . A number of recent determinations are collected in Refs. [795, 796]. Further discussions and considerations on determinations of α_s can also be found in Refs. [797–799]. Such considerations include:

- The observable’s sensitivity to α_s as compared to the experimental precision. For example, for the e^+e^- cross section to hadrons (*cf.* R in Sec. 9.2.1), QCD effects are only a small correction, since the perturbative series starts at order α_s^0 ; three-jet production or event shapes in e^+e^- annihilations are directly sensitive to α_s since they start at order α_s ; the hadronic decay width of heavy quarkonia, $\Gamma(\mathcal{Y} \rightarrow \text{hadrons})$, is very sensitive to α_s since its leading order term is $\propto \alpha_s^3$.
- The accuracy of the perturbative prediction, or equivalently of the relation between α_s and the value of the observable. Several observables have been known to NNLO for quite some time.

These include, for instance, inclusive observables, as well as three-jet rates and event shapes in e^+e^- collisions, inclusive jet and dijet production in DIS, and inclusive jet, dijet, $t\bar{t}$, W/Z +jet and three-jet production cross sections in pp or $p\bar{p}$ collisions. The e^+e^- hadronic cross section and τ , W and Z branching fractions to hadrons are even known to N³LO, if one denotes the LO as the first non-trivial term. In certain cases, fixed-order predictions are supplemented with resummation. The precise magnitude of the associated theory uncertainties usually is estimated as discussed in Sec. 9.2.4.

- The size of non-perturbative effects. Sufficiently inclusive quantities, like the e^+e^- cross section to hadrons, have small non-perturbative contributions $\sim \Lambda^4/Q^4$. Others, such as event-shape distributions, have typically larger contributions $\sim \Lambda/Q$.
- The scale at which the measurement is performed. An uncertainty δ on a measurement of $\alpha_s(Q^2)$, at a scale Q , translates to an uncertainty $\delta' = (\alpha_s^2(m_Z^2)/\alpha_s^2(Q^2)) \cdot \delta$ on $\alpha_s(m_Z^2)$. For example, this enhances the already important impact of precise low- Q measurements, such as from τ decays, in combinations performed at the m_Z scale.

The selection of results from which to determine the world average value of $\alpha_s(m_Z^2)$ is restricted to those that are

- published in a peer-reviewed journal at the time of writing this report,
- based on the most complete perturbative QCD predictions of at least NNLO accuracy,
- accompanied by reliable estimates of all experimental and theoretical uncertainties.

In order to calculate the world average value of $\alpha_s(m_Z^2)$, we apply, as in earlier editions, an intermediate step of pre-averaging results within the subfields now labeled “Hadronic τ decays and low Q^2 continuum” (τ decays and low Q^2), “Heavy quarkonia decays” ($Q\bar{Q}$ bound states), “PDF fits” (PDF fits), “Hadronic final states of e^+e^- annihilations” (e^+e^- jets & shapes), “Observables from hadron-induced collisions” (hadron colliders), and “Electroweak precision fit” (electroweak) as explained in the following sections. For each subfield, the *unweighted average* of all selected results is taken as the pre-average value of $\alpha_s(m_Z^2)$, and the *unweighted average* of the total uncertainties is assigned to be the respective overall error of this pre-average. Asymmetric total uncertainties are symmetrised beforehand by adopting the larger of the two values as the (\pm) uncertainty. For the “Lattice QCD” (lattice) subfield we do not perform a pre-averaging; instead, we adopt for this subfield the $\alpha_s(m_Z^2)$ estimate and uncertainty derived by the Flavour Lattice Averaging Group (FLAG) in Ref. [800].

Assuming that the six subfields (excluding lattice) are largely independent of each other, we determine a non-lattice world average value using a ‘ χ^2 averaging’ method. In a last step we perform an unweighted average of the values and uncertainties of $\alpha_s(m_Z^2)$ from our non-lattice result and the lattice result presented in the FLAG 2024 report [800].

9.4.1 Hadronic τ decays and low Q^2 continuum:

Based on complete N³LO predictions [34], analyses of the τ hadronic decay width and spectral functions have been performed, *e.g.* in Refs. [34, 801–806], and lead to precise determinations of α_s at the energy scale of m_τ^2 . They are based on different approaches to treat perturbative and non-perturbative contributions, the impacts of which have been a matter of intense discussions for a long time, see *e.g.* Refs. [805–808]. In particular, in τ decays there is a significant difference between results obtained using fixed-order (FOPT) or contour-improved perturbation theory (CIPT), such that analyses based on CIPT generally arrive at larger values of $\alpha_s(m_\tau^2)$ than those based on FOPT.

As detailed in the last edition of this *Review* we do not consider anymore determinations of the strong coupling constant based on CIPT, as long as a dedicated treatment of non-perturbative

contributions in such derivations is missing. More details on recent developments can be found in Refs. [809–813].

We determine the pre-average value of $\alpha_s(m_Z^2)$ for this subfield only from studies that employ FOPT expansions and remove any eventual averaging with CIPT central values or increased uncertainties due to the differences in CIPT vs. FOPT. As the results from Refs. [34] and [808] are not totally independent, we pre-average these two results, $\alpha_s(m_Z^2) = 0.1183 \pm 0.0026$ and $\alpha_s(m_Z^2) = 0.1181 \pm 0.0015$, to give the first entry to this category of $\alpha_s(m_Z^2) = 0.1182 \pm 0.0021$ (summarized as BP 2008-16 FO in Fig. 9.2).

Subsequently, this is combined with $\alpha_s(m_Z^2) = 0.1158 \pm 0.0022$ [814] and $\alpha_s(m_Z^2) = 0.1159 \pm 0.0014$ [815], which replaces the previous result from Ref. [816]. We note that the uncertainty increased, even though more and more precise data, *e.g.* from the Belle experiment, are included in the updated analysis. The authors of Ref. [815] trace this back to updated particle properties as reported by the Heavy Flavor Averaging Group in Ref. [817].

We also include the result from τ decay and lifetime measurements, obtained in Sec. *Electroweak Model and constraints on New Physics* of the 2024 edition of this Review [794], $\alpha_s(m_Z^2) = 0.1171 \pm 0.0018$, which is unchanged as compared to the previous edition. The latter result, being a global fit of τ data, involves some correlations with the other extractions of this category. However, since we perform an unweighted average of the central value and uncertainty, the effects of the potential correlations are reduced. As before, the determination reported in Ref. [818] is added to this category: $\alpha_s(m_Z^2) = 0.1183^{+0.0009}_{-0.0012}$.

All these results are summarized in Fig. 9.2. Determining the unweighted average of the central values and their overall uncertainties, we arrive at $\alpha_s(m_Z^2) = 0.1171 \pm 0.0017$, which we will use as the first input for determining the world average value of $\alpha_s(m_Z^2)$.

9.4.2 Heavy quarkonia decays:

Since the previous edition, a determination of $\alpha_s(m_Z^2)$ from inclusive semileptonic decay of charmed meson appeared resulting in $\alpha_s(Q = 1.37\text{GeV}) = 0.445 \pm 0.114$ [819], and has clearly an uncertainty which is not competitive to other determinations in this category. Lacking any new inputs the result of this subfield is unchanged from the previous edition.

Two determinations of $\alpha_s(m_Z^2)$ have been performed [820,821] that are based on N³LO accurate predictions. Reference [820] performs a simultaneous fit of the strong coupling and the bottom mass \overline{m}_b , including states with principal quantum number up to $n \leq 2$ in order to break the degeneracy between α_s and \overline{m}_b , finding $\alpha_s(m_Z^2) = 0.1178 \pm 0.0051$. Reference [821] instead uses as input of the fit the renormalon-free combination of masses of the meson B_c , the bottomonium η_b and the charmonium η_c , $M_{B_c} - M_{\eta_b}/2 - M_{\eta_c}/2$, which is weakly dependent on the heavy-quark masses, but shows a good dependence on α_s . Using this observable, they obtain $\alpha_s(m_Z^2) = 0.1195 \pm 0.0053$. Two further values are derived at NNLO in Ref. [822,823] from mass splittings and sum rules giving $\alpha_s(m_Z^2) = 0.1183 \pm 0.0019$ and $\alpha_s(m_Z^2) = 0.1175 \pm 0.0032$ when evolved from the relevant charmonium respectively bottomonium mass scales to m_Z^2 . Finally, by means of quarkonium sum rules, Refs. [824,825] quote $\alpha_s(m_Z^2) = 0.1168 \pm 0.0019$ and $\alpha_s(m_Z^2) = 0.1186 \pm 0.0048$ for charmonium and bottomonium respectively. These six determinations satisfy our criteria to be included in the heavy-quarkonia category of the world average. Their unweighted combination leads to the pre-average for this category of $\alpha_s(m_Z^2) = 0.1181 \pm 0.0037$.

9.4.3 PDF fits:

Also in this subfield the $\alpha_s(m_Z^2)$ averaging remains for now unchanged from the previous edition. A few recent results, discussed in the following, did not yet qualify for inclusion.

Studies analyzing structure functions at NNLO QCD (and partly beyond), provide results that serve as relevant inputs for the world average of α_s . Some of these studies do *not*, however, explicitly

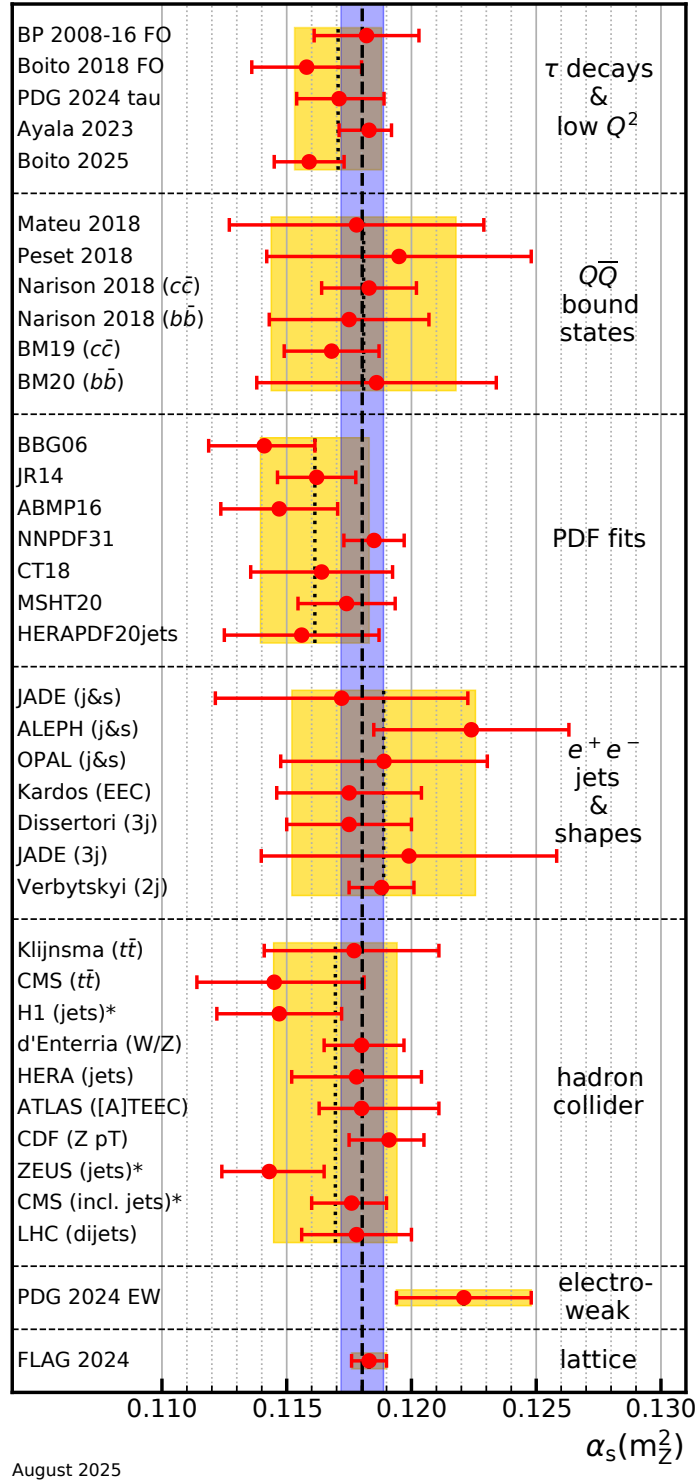


Figure 9.2: Summary of determinations of $\alpha_s(m_Z^2)$ with uncertainty in the seven subfields as discussed in the text. The yellow (light shaded) bands and dotted lines indicate the pre-average values of each subfield. The dashed line and blue (dark shaded) band represent the final world average value of $\alpha_s(m_Z^2)$. The “*” symbol within the “hadron colliders” subfield indicates a determination including a simultaneous fit of PDFs.

include estimates of theoretical uncertainties when quoting fit results of α_s . In such cases we add, in quadrature, half of the difference between the results obtained in NNLO and NLO to the quoted errors.

A combined analysis of non-singlet structure functions from DIS [826], based on QCD predictions up to N³LO in some of its parts, results in $\alpha_s(m_Z^2) = 0.1141 \pm 0.0022$ (BBG). Studies of singlet and non-singlet structure functions, based on NNLO predictions, result in $\alpha_s(m_Z^2) = 0.1162 \pm 0.0017$ [827] (JR14). The AMBP group [828, 829] determined a set of parton distribution functions using data from HERA, NOMAD, CHORUS, from the Tevatron and the LHC using the Drell-Yan process and the hadro-production of single-top and top-quark pairs, and determined $\alpha_s(m_Z^2) = 0.1147 \pm 0.0024$ [828]. A new analysis with the same methodology [830] compares significantly more and double-differential data on top-quark production to calculations at NNLO and quotes a value of $\alpha_s(m_Z^2) = 0.1150 \pm 0.0009$, but without estimation of a MHO uncertainty.

The MSHT group [831], also including hadron collider data, determined a set of parton distribution functions (MSHT20) together with $\alpha_s(m_Z^2) = 0.1174 \pm 0.0013$. Moreover, in Ref. [832] they present a first simultaneous fit of PDFs and $\alpha_s(m_Z^2)$ at approximate N³LO (aN³LO) giving $\alpha_s(m_Z^2) = 0.1170 \pm 0.0016$, where the uncertainty also comprises an estimate of the MHO uncertainty by means of theory nuisance parameters as mentioned in Section 9.2.2. This first attempt is much appreciated, however, we feel that, considering the number of approximations to be made, it would be somewhat premature to include this number already in the averaging or the uncertainty derivation for the value derived at NNLO in the same publication. Therefore, lacking an NLO result to estimate a MHO uncertainty, we stick with the previous MSHT result for this edition of the review.

The CT group [86] determined the CT18 PDF set together with $\alpha_s(m_Z^2) = 0.1164 \pm 0.0026$. The NNPDF group [833] presented NNPDF3.1 parton distribution functions together with $\alpha_s(m_Z^2) = 0.1185 \pm 0.0012$. They also advanced to an $\alpha_s(m_Z^2)$ extraction at aN³LO employing their fit methodology to include MHO effects through scale variations as described in Ref. [834], which, at the time of writing, is not yet published in a peer-reviewed journal. The last result in this category, $\alpha_s(m_Z^2) = 0.1156 \pm 0.0031$, is reported as HERAPDF2.0Jets in Ref. [835]. In addition to DIS data from HERA, jet cross sections are considered in this fit to theory at NNLO. For criticism expressed on some of the above extractions please confer references in the previous edition of this *Review* and the recent more extensive discussions in Ref. [87].

Summarizing the results from world data on structure functions, taking the *unweighted average* of the central values and errors of all selected results, leads to a pre-average value of $\alpha_s(m_Z^2) = 0.1161 \pm 0.0022$, see also Fig. 9.2.

9.4.4 Hadronic final states of e^+e^- annihilations:

An analysis of JADE data [836] from e^+e^- annihilation (j&s) at center-of-mass energies between 14 and 46 GeV gives $\alpha_s(m_Z^2) = 0.1172 \pm 0.0051$, with contributions from the hadronization model and from perturbative QCD uncertainties of 0.0035 and 0.0030, respectively. Similarly, re-analyses of jets and event shapes measured around the Z peak and at LEP2 center-of-mass energies up to 209 GeV, using NNLO predictions matched to NLL resummation and Monte Carlo models to correct for hadronization effects, resulted in $\alpha_s(m_Z^2) = 0.1224 \pm 0.0039$ (ALEPH) [837], and in $\alpha_s(m_Z^2) = 0.1189 \pm 0.0043$ (OPAL) [838]. A fit of energy-energy-correlation (EEC), also based on an NNLO+NNLL calculation, together with a Monte Carlo based modeling of hadronization corrections gives $\alpha_s(m_Z^2) = 0.1175 \pm 0.0029$ [839]. Precise determinations of α_s from three-jet production alone (3j), at NNLO, resulted in $\alpha_s(m_Z^2) = 0.1175 \pm 0.0025$ [840] from ALEPH data and in $\alpha_s(m_Z^2) = 0.1199 \pm 0.0059$ [841] from JADE. A determination based on an NNLO+NNLL accurate calculation allows to fit the region of lower three-jet rate (2j) using data collected at

LEP and PETRA at different energies. This fit gives $\alpha_s(m_Z^2) = 0.1188 \pm 0.0013$ [842], where the dominant uncertainty is the hadronization uncertainty, which is estimated from Monte Carlo simulations. These results are summarized in the e^+e^- sector of Fig. 9.2.

Another class of α_s determinations is based on analytic modeling of non-perturbative and hadronization effects, rather than on Monte Carlo models, using methods like power corrections, factorization of soft-collinear effective field theory, dispersive models and low scale QCD effective couplings. In these studies, data on thrust distributions, or the C-parameter distributions, are analyzed and fitted to perturbative QCD predictions at NNLO matched with resummation of leading logs up to N³LL accuracy, see Sec. 9.2.3.3. Earlier determinations include $\alpha_s(m_Z^2) = 0.1135 \pm 0.0011$ [843] and $\alpha_s(m_Z^2) = 0.1134^{+0.0031}_{-0.0025}$ [844] from thrust, and $\alpha_s(m_Z^2) = 0.1123 \pm 0.0015$ [845] from C-parameter.

A long-standing question was why this latter class of determinations led systematically to rather small values of $\alpha_s(m_Z^2)$ as compared to the former one based on Monte Carlo models to correct for hadronization effects. New insights have now been gained in this regard, but the subject is still under active development. First, the leading non-perturbative contribution to the C-parameter in the three-jet symmetric limit based on an effective coupling approach was calculated and it was found to differ by a factor of two from the one in the two-jet limit [846]. Subsequently, using the same effective coupling approach, the leading $1/Q$ power correction was computed for thrust and the C-parameter in the full three-jet region under the assumption of a large (negative) n_f limit [847]. Expanding on this approach, Ref. [848] extended the calculation of non-perturbative corrections to include the heavy-jet mass, the difference of jet masses, wide broadening, and, with some caveat, the three-jet resolution variable in the Durham algorithm. The key finding in Refs. [848, 849] is that non-perturbative corrections computed in the three-jet region significantly deviate from those computed in the two-jet limit, which can impact determinations of $\alpha_s(m_Z^2)$. Another important observation is that the inclusion of resummation effects introduces a relatively substantial ambiguity outside the two-jet limit. Currently there is no general agreement concerning the range of the dijet and three-jet regions. Moreover, other factors such as ambiguities related to the procedure used to evaluate the inverse Laplace transform [850, 851], or the choice of mass-scheme used to extend the definition of event shapes to massive hadrons can have significant effects. Since the seminal renormalon-based analyses [26, 852] it has been understood that hadron masses can break the universality of leading power corrections. In particular, Ref. [853] showed that they can induce logarithmically enhanced power corrections of the form $\sim \ln^{1.6} Q/Q$. More recently, Ref. [854], building on the operator-based framework of Ref. [855] and expressing the leading power correction in terms of matrix elements of a *transverse velocity* operator, demonstrated that event shapes in the dijet limit fall into different, scheme-specific universality classes that nevertheless share universal power corrections. This provides a field-theoretic confirmation of the results of Ref. [853]. Reference [856], whose main result is a remarkably simple expression for the all-order anomalous scaling of non-perturbative linear power corrections — reproducing both the Q -dependence and the event-shape dependence observed in PYTHIA — provides arguments in favor of the so-called decay scheme over alternative mass schemes. These findings merit further investigation.

The novel determinations of α_s presented in Refs. [857–859] extend and refine earlier analyses [843, 845]. Key improvements include optimized choices of renormalization scales, modifications to the renormalon subtraction scheme, an assessment of the impact of the fit range, and the incorporation of three-jet power-correction models. Despite these refinements, the extracted values of the strong coupling remain, consistent with previous results, rather small yielding for instance $\alpha_s(m_Z^2) = 0.1136 \pm 0.0012$ from thrust [858] and $\alpha_s(m_Z^2) = 0.1123 \pm 0.0015$ from the C-parameter [845]. Although the newly quoted uncertainties are more conservative than in previous determinations, they still fail to account for important sources of uncertainty associated with the

choice of mass scheme, as highlighted *e.g.* in Refs. [848, 849].

Given the rapid progress currently being made in this field, we consider it premature to include any of the recent determinations based on analytic models for estimating power corrections. Determinations based on corrections for non-perturbative hadronization effects using QCD-inspired Monte Carlo generators have also faced criticism due to the differing nature of parton-level simulations compared to fixed-order calculations. However, these determinations typically exhibit a more conservative theoretical uncertainty.

Other determinations, not included in the computation of the world average but worth mentioning are a computation of the NLO corrections to 5-jet production and comparison to the measured 5-jet rates at LEP [860], giving $\alpha_s(m_Z^2) = 0.1156_{-0.0034}^{+0.0041}$, and a computation of non-perturbative and perturbative QCD contributions to the scale evolution of quark and gluon jet multiplicities, including resummation, resulting in $\alpha_s(m_Z^2) = 0.1199 \pm 0.0026$ [861].

The unweighted average of the considered determinations as shown in the e^+e^- sector of Fig. 9.2 remains unchanged from the previous edition of this *Review* and yields $\alpha_s(m_Z^2) = 0.1189 \pm 0.0037$.

9.4.5 Observables from hadron-induced collisions:

In the last decade, several determinations of α_s using hadron collider data in comparison to NNLO calculations have become available. Complementing $t\bar{t}$ [147, 251, 349] and Z +jet production [342, 387], inclusive jet, dijet, and three-jet production [336, 337, 355, 360, 862] have joined this subfield. In addition to NNLO, also logarithms to NNLL or N³LL have been resummed for the $t\bar{t}$ and Z +jet processes, *cf.* also Section 9.2.3.3. For high- p_T collisions at the LHC, these predictions must be supplemented by electroweak corrections [863–866].

Moreover, determinations of α_s from production cross sections at hadron colliders also require a knowledge of the relevant PDFs for those α_s values. Three strategies of increasing sophistication are pursued: The first two make use of input PDFs that are pre-determined for a central value of $\alpha_s(m_Z^2) = 0.118$, close or equal to the world average, together with complementary PDF sets that are produced by each global PDF group for a wide range above and below 0.118 in increments of 0.001. In the simplest method, the pre-determined central PDF set is taken as it is, ignoring a potential impact of the new data on the central PDFs when they would have been combined beforehand with all the datasets entering the original PDF fit. The alternative PDF sets for the range of pre-set $\alpha_s(m_Z^2)$ values are used only to estimate an additional uncertainty. This technique has been criticized to potentially result in a bias of unknown magnitude [867]. In the second method, the impact of new data on the PDFs is examined by means of a technique known as Hessian profiling. As long as their impact is found to be limited and the new data are not in conflict with the original datasets, correlations among a determination of $\alpha_s(m_Z^2)$ and the PDFs can be accounted for, albeit at a level less accurate than obtained from method three, *i.e.* a simultaneous global $\alpha_s(m_Z^2)$ and PDF fit. In particular, the new data used in the determination of $\alpha_s(m_Z^2)$ may require PDF adaptations in a manner not taken into account by the $\alpha_s(m_Z^2)$ -variation PDFs provided by the fitting collaborations. Another caveat in the use of Hessian profiling is the determination of the appropriate value of $\Delta\chi^2$ that should be assumed for a 1-sigma uncertainty on the resultant value of $\alpha_s(m_Z^2)$. Assuming a $\Delta\chi^2$ of unity does not necessarily reflect the correct level of uncertainty inherent in the PDF fit [868]. As the LHC experiments have the ability to combine a PDF fit with the $\alpha_s(m_Z^2)$ determination, for example with tools like described in Refs. [869, 870], we expect more experimental joint determinations of PDFs and of $\alpha_s(m_Z^2)$ for future iterations of this *Review*.

The first determination of α_s at NNLO accuracy in QCD has been reported by CMS from the $t\bar{t}$ production cross section at $\sqrt{s} = 7$ TeV [781]. In former *Reviews* this opened up a new subfield on its own. In the meantime, multiple datasets on $t\bar{t}$ production from Tevatron at $\sqrt{s} = 1.96$ TeV and from LHC at $\sqrt{s} = 7, 8,$ and 13 TeV have been analyzed simultaneously to determine α_s [782] to

$\alpha_s(m_Z^2) = 0.1177_{-0.0036}^{+0.0034}$, where the largest uncertainties are associated with missing higher orders and with PDFs, and where an additional complication arises from the top-mass dependence. Since this combined analysis contains among other things an updated measurement as compared to the dataset used by CMS, the latter is replaced in the averaging by this combined result. A second entry into this subfield is given by an analysis of $t\bar{t}$ production data at $\sqrt{s} = 13$ TeV from the CMS Collaboration [775]. From the four values derived for different PDF sets, the unweighted average is taken: $\alpha_s(m_Z^2) = 0.1145_{-0.0031}^{+0.0036}$. A second analysis by CMS using differential distributions of $t\bar{t}$ production [776] has been performed at NLO only and is not further considered.

From collisions at HERA the α_s determination at NNLO using inclusive jet and dijet measurements in addition to DIS data of the H1 Collaboration [662] has been corrected for an issue with the theory prediction reported in Ref. [334]. We choose the result $\alpha_s(m_Z^2) = 0.1147 \pm 0.0025$ that is derived from a simultaneous fit of the strong coupling constant together with proton PDFs. We note that results of this section derived from such a simultaneous fit will be marked with a “*” in the corresponding figures. A second determination [419] combines multiple datasets on inclusive jet production of the H1 and ZEUS collaborations into one fit also using interpolation grids at NNLO. The result of $\alpha_s(m_Z^2) = 0.1178 \pm 0.0026$ has been updated for the same issue reported above [334] and is included in the unweighted average, although some of the inclusive jet data have already been used in the previous analysis. This is also the case for a new result by the ZEUS Collaboration [871], where previously published jet cross sections have been combined with a new inclusive jet measurement to give $\alpha_s(m_Z^2) = 0.1143_{-0.0019}^{+0.0022}$, where the scale-variation uncertainty has been treated as fully correlated.

A first determination of $\alpha_s(m_Z^2)$ at NNLO from inclusive jet production at the LHC by the CMS Collaboration [684] giving $\alpha_s(m_Z^2) = 0.1166 \pm 0.0016$ has been superseded by $\alpha_s(m_Z^2) = 0.1176_{-0.0016}^{+0.0014}$, also from a simultaneous fit of $\alpha_s(m_Z^2)$ and the proton PDFs to the HERA DIS and CMS jet data at four center-of-mass energies [872]. Using dijet production at $\sqrt{s} = 13$ TeV instead of the inclusive jet datasets the CMS Collaboration derived a value of $\alpha_s(m_Z^2) = 0.1179 \pm 0.0019$ at NNLO in the leading-color approximation. Since in the meantime a more complete analysis at full NNLO evaluating all dijet cross sections from the ATLAS and CMS collaborations has been published in Ref. [873], we include the corresponding result of $\alpha_s(m_Z^2) = 0.1178 \pm 0.0022$ in this subfield. The ATLAS Collaboration has extracted $\alpha_s(m_Z^2)$ at NNLO from the transverse energy-energy correlation (TEEC) and its asymmetry (ATEEC) [617]. The results of this first derivation from an event shape observable requiring three-jet predictions at NNLO are $\alpha_s(m_Z^2) = 0.1175_{-0.0018}^{+0.0035}$ for the TEEC and $\alpha_s(m_Z^2) = 0.1185_{-0.0015}^{+0.0027}$ for the ATEEC, respectively. We include the unweighted average of the two numbers $\alpha_s(m_Z^2) = 0.1180_{-0.0017}^{+0.0031}$ as a new result in this category. Also, two determinations of the strong coupling constant, albeit at NLO, have been reported by CMS based on novel observables from energy correlators inside jets and from azimuthal correlations among jets [874, 875].

Reference [876] extracts the strong coupling constant from a fit at NNLO to measurements of inclusive Z and W boson production by experiments at the LHC and Tevatron colliders. From the four values quoted for different PDF sets we include the unweighted average for the CT14 and MMHT14 PDFs $\alpha_s(m_Z^2) = 0.1180_{-0.0015}^{+0.0017}$. The other results suffer from either a bad fit quality or $\alpha_s(m_Z^2)$ values outside the range of validity for the PDF set. Furthermore, a determination using the Z boson’s recoil at low p_T as measured by the CDF experiment is reported in Ref. [877] and gives $\alpha_s(m_Z^2) = 0.1191_{-0.0016}^{+0.0014}$. A similar result by the ATLAS experiment [878] has not been considered as it is yet unpublished. Furthermore, it has been criticized for example in Ref. [574] concerning the estimated uncertainties.

As unweighted pre-average for this subfield we now obtain $\alpha_s(m_Z^2) = 0.1170 \pm 0.0025$. If the stricter requirement of simultaneous fits with PDFs is imposed, then only the H1, ZEUS, and CMS

results as well as a result from the appendix of Ref. [877] $\alpha_s(m_Z^2) = 0.1188_{-0.0017}^{+0.0014}$ are left giving $\alpha_s(m_Z^2) = 0.1155 \pm 0.0021$. In sect. 9.4.8 below, we will also report the outcome for this choice.

9.4.6 Electroweak precision fit:

From this category, we removed the outdated global electroweak fit of Ref. [879], which does not consider important updates on the LEP luminosity at the Z pole from beam-beam effects [880] and from the Bhabha cross section reported in Ref. [881]. In view of a new, precise measurement of the W boson mass by the CMS experiment [882] that agrees with the standard model prediction as well as with other measurements but contradicts the outlying CDF result [883], we also excluded the $\alpha_s(m_Z^2)$ value reported in Ref. [884], even though we were using the result with increased uncertainty (“conservative scenario”). The only result left in this category therefore is the electroweak fit at the Z mass pole from LEP and SLC data presented in Sec. *Electroweak Model and constraints on New Physics* of the 2024 edition of this *Review* giving $\alpha_s(m_Z^2) = 0.1221 \pm 0.0027$ [794], which is unchanged as compared to the previous one from 2022. This is higher by more than one standard deviation as compared to our world average for $\alpha_s(m_Z^2)$ reported here.

We note, however, that results from electroweak precision data strongly depend on the strict validity of Standard Model predictions and the existence of the minimal Higgs mechanism to implement electroweak symmetry breaking. Any - even small - deviation of nature from this model could strongly influence this extraction of α_s .

9.4.7 Lattice QCD:

Several methods exist to extract the strong coupling constant from lattice QCD, as reviewed also in Sec. *Lattice QCD* of this *Review* and in Ref. [885]. The Flavour Lattice Averaging Group maintains a list of the most up-to-date determinations that are considered as input for their $\alpha_s(m_Z^2)$ estimate [800,886,887]. From a multitude of possible input calculations only those are retained that fulfill predefined quality criteria, *cf. e.g.* Sec. 9.2.1 of Ref. [800], which so far are unchanged since the FLAG 2019 Review [886]. In summary, a determination of α_s needs to satisfy the following requirements:

- The determination of α_s should be based on a comparison of a short-distance quantity \mathcal{Q} at scale μ with a well-defined continuum limit, which does not involve UV or infrared divergences, when the quantity is expressed by using an expansion in terms of a short distance definition of the strong coupling (*e.g.* in the $\overline{\text{MS}}$ scheme);
- The scale μ , at which the determination is carried out, has to be sufficiently large such that the error associated with the perturbative truncation remains small enough;
- If \mathcal{Q} is defined by physical quantities in infinite volume, one needs to satisfy the constraints $L/a \gg \mu/\Lambda_{\text{QCD}}$, where L is the lattice size and a the lattice spacing;
- Only results for $n_f \geq 3$ are considered.
- As is the case for the PDG average, a calculation must be published in a peer-reviewed journal to be eligible for inclusion into the FLAG estimate.

Altogether, from a large number of previous results, six from the 2019 [888–892]¹² and three from the 2021 edition of the FLAG review [893–895] are kept for the 2024 FLAG estimate. Moreover, two new determinations qualified for inclusion: one from heavy-quark current two-point functions [896] giving $\alpha_s(m_Z^2) = 0.1177 \pm 0.0012$, and a first one from the decoupling method [897] resulting in $\alpha_s(m_Z^2) = 0.1182 \pm 0.0008$.

These determinations, together with their uncertainties, are displayed in Fig. 9.3. The yellow (light shaded) band and dotted line indicate the *unweighted average* value for this subfield, while

¹²Reference [890] contains two results.

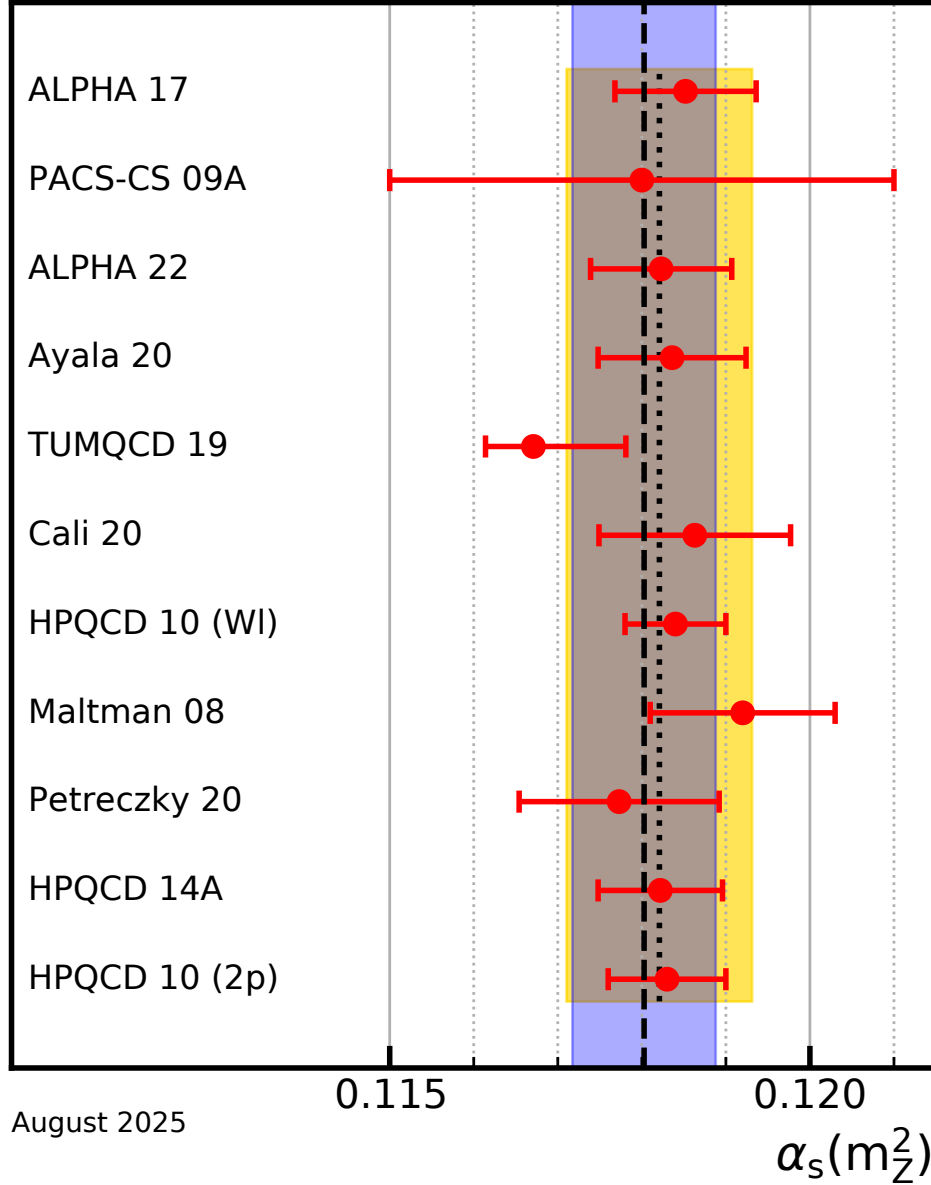


Figure 9.3: Lattice determinations that enter the FLAG 2024 estimate. The yellow (light shaded) band and dotted line indicate the *unweighted average* value for this subfield. The dashed line and blue (dark shaded) band represent our final world average value of $\alpha_s(m_Z^2)$.

the dashed line and blue (dark shaded) band represent the world average (see later). The level of agreement of individual results to the world average, or to the non-lattice world average is very similar.

Similarly to what is done in this *Review*, the FLAG Collaboration built dedicated pre-averages of results within the various classes. The six categories that contribute to their final estimate are: step-scaling methods ($\alpha_s(m_Z^2) = 0.11848 \pm 0.00081$), for the first time the decoupling method ($\alpha_s(m_Z^2) = 0.11823 \pm 0.00084$), the potential at short distances ($\alpha_s(m_Z^2) = 0.11782 \pm 0.00165$), light quark vacuum polarization ($\alpha_s(m_Z^2) = 0.11863 \pm 0.00360$), Wilson loops ($\alpha_s(m_Z^2) = 0.11871 \pm 0.00128$), and heavy-quark current two-point functions ($\alpha_s(m_Z^2) = 0.11818 \pm 0.00119$). Other categories such

as the calculation of QCD vertices, or of the eigenvalue spectrum of the Dirac operator have not yet published results that fulfill all requirements.

We note that the novel approach to non-perturbative renormalization called decoupling introduced by the ALPHA Collaboration [898] now has lead to a first result included in the 2024 FLAG estimate. This strategy shifts the perspective on results involving unphysical flavor numbers, particularly $n_f = 0$. By performing a non-perturbative matching calculation, these results can be non-perturbatively related to results with $n_f > 0$. Consequently, obtaining precise and controlled $n_f = 0$ results becomes of great importance as further discussed in the 2024 edition of the FLAG report.

The final value is obtained in two steps. First, accounting for their known correlation, a combination of the two results ALPHA 17 and ALPHA 22 is performed, which subsequently is combined with PACS-CS 09A to give a number of $\alpha_s(m_Z^2) = 0.1184 \pm 0.0007$ for the two categories of step scaling and decoupling, where the dominating uncertainty is of statistical origin. This uncertainty is also chosen to be the one of the final FLAG estimate, while the central value is derived from the weighted average together with the remaining pre-averages. The final FLAG 2024 estimate (rounded to four digits) is

$$\alpha_s(m_Z^2) = 0.1183 \pm 0.0007 \quad (\text{FLAG 2024 estimate}), \quad (9.23)$$

which is very close to the previous FLAG result of $\alpha_s(m_Z^2) = 0.1184 \pm 0.0008$.

Table 9.1: Unweighted and weighted pre-averages of $\alpha_s(m_Z^2)$ for each subfield in columns two and three. The bottom line corresponds to the combined result (without lattice gauge theory) using the χ^2 averaging method. The same χ^2 averaging is used for column four combining all unweighted averages except for the subfield of column one. See text for more details.

averages per subfield	unweighted	weighted	unweighted without subfield
τ decays & low Q^2	0.1171 ± 0.0017	0.1172 ± 0.0011	0.1181 ± 0.0012
$Q\bar{Q}$ bound states	0.1181 ± 0.0037	0.1177 ± 0.0011	0.1177 ± 0.0010
PDF fits	0.1161 ± 0.0022	0.1168 ± 0.0014	0.1182 ± 0.0011
e^+e^- jets & shapes	0.1189 ± 0.0037	0.1187 ± 0.0017	0.1177 ± 0.0011
hadron colliders	0.1170 ± 0.0025	0.1173 ± 0.0017	0.1179 ± 0.0011
electroweak	0.1221 ± 0.0027	0.1221 ± 0.0027	0.1171 ± 0.0011
PDG 2025 (without lattice)	0.1178 ± 0.0010	0.1177 ± 0.0006	n/a

We believe that this result expresses to a large extent the consensus of the lattice community and that the imposed criteria and the rigorous assessment of systematic uncertainties qualify for a direct inclusion of this FLAG estimate here. As in the previous review, we therefore adopt the FLAG estimate with its uncertainty as our value of α_s for the lattice category. Moreover, this lattice result will not be directly combined with any other subfield average, but with our non-lattice average to give our final world average value for α_s .

9.4.8 Determination of the world average value of $\alpha_s(m_Z^2)$:

Obtaining a world average value for $\alpha_s(m_Z^2)$ is a non-trivial exercise. A certain arbitrariness and subjective component is inevitable because of the choice of measurements to be included in the average, the treatment of (non-Gaussian) systematic uncertainties of mostly theoretical nature, as

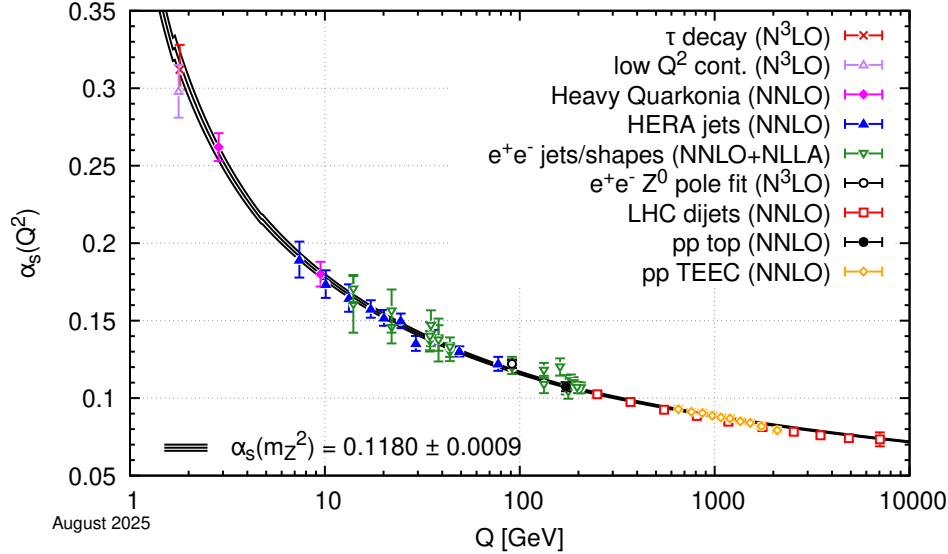


Figure 9.4: Summary of determinations of α_s as a function of the energy scale Q compared to the running of the coupling computed at five loops taking as an input the current PDG average, $\alpha_s(m_Z^2) = 0.1180 \pm 0.0009$. Compared to the previous edition, numerous points have been updated or added.

well as the treatment of correlations among the various inputs, of theoretical as well as experimental origin.

We have chosen to determine pre-averages for subfields of measurements that are considered to exhibit a maximum degree of independence among each other, considering experimental as well as theoretical issues. The six pre-averages, illustrated also in Fig. 9.2, are listed in column two of Table 9.1. We recall that these are exclusively obtained from extractions that are based on (at least) NNLO QCD predictions, and are published in peer-reviewed journals at the time of completing this *Review*. To obtain our final world average, we first combine these six pre-averages, excluding the lattice result, using a χ^2 averaging method. This gives

$$\alpha_s(m_Z^2) = 0.1178 \pm 0.0010 \quad (\text{PDG 2025 without lattice}). \quad (9.24)$$

This result is fully compatible with the lattice estimate Eq. (9.23) and has a slightly larger uncertainty. To avoid overestimating the precision, we combine these two numbers using an unweighted average and take as an uncertainty the average between these two uncertainties rounded to give the same number of digits as for α_s itself. This gives our final world average value

$$\alpha_s(m_Z^2) = 0.1180 \pm 0.0009 \quad (\text{PDG 2025 average}). \quad (9.25)$$

If for the subfield of hadron colliders we are more restrictive and instead only accept results from a simultaneous fit of PDFs, we arrive at $\alpha_s(m_Z^2) = 0.1164 \pm 0.0020$ for this subfield leading to 0.1176 ± 0.0010 (without lattice) and $\alpha_s(m_Z^2) = 0.1179 \pm 0.0008$ for the final average. Both the new world average value and the restricted result are compatible with each other and changed only marginally as compared to the values reported in the last edition of this *Review*.

It also stands to question whether the subfields of PDF fits and hadron colliders still are as independent as originally assumed. To test the potential impact, the fit has been repeated while grouping all $\alpha_s(m_Z^2)$ determinations of both subfields into a common one. We obtain 0.1166 ± 0.0024

for the new larger subfield and 0.1177 ± 0.0010 for the combination with all other subfields except lattice, which is well within the estimated uncertainties. Moreover, we present in column four of Table 9.1 the combined result for $\alpha_s(m_Z^2)$ when the respective subfield is omitted from the combination. The variation in values obtained for $\alpha_s(m_Z^2)$ is ± 0.0006 , which is roughly half our estimated uncertainty.

Since two long-standing issues causing offsets among determinations of $\alpha_s(m_Z^2)$ in the subfields of τ decays and low Q^2 and e^+e^- jets & shapes have been better understood, it may be argued that a weighted fit among the non-lattice subfields may be warranted. We compare the outcome of weighted fits with our standard procedure in columns two and three of Table 9.1. We observe that the weighted averages are rather close to the unweighted ones. However, the uncertainties become significantly smaller. This approach may be too aggressive as it ignores the correlations among the data, methods, and theory ingredients of the various determinations. We feel that the uncertainty of ± 0.0006 is an underestimation of the true error. We also note that in the unweighted combination the estimated uncertainty for each subfield is larger than the spread of the results as given by the standard deviation. In the weighted fit this crosscheck fails in four out of five cases (not counting the electroweak subfield with only one entry).

The last several years have seen clarification of some persistent concerns and a wealth of new results at NNLO, providing not only a rather precise and reasonably stable world average value of $\alpha_s(m_Z^2)$, but also a clear signature and proof of the energy dependence of α_s in full agreement with the QCD prediction of asymptotic freedom. This is demonstrated in Fig. 9.4, where results of $\alpha_s(Q^2)$ obtained at discrete energy scales Q are summarized, which now include only those based on at least NNLO QCD. The results from the LHC, the energy scales, at which α_s is determined, now extend up to 7 TeV.¹³ The points in this plot are extracted from Refs. [419, 617, 782, 794, 814, 823, 836–838, 841, 873].

In this combination, as in the past, we have considered lattice QCD calculations of α_s independently of other determinations. In the future, when the lattice continuum extrapolations are under better control, it may be useful to group lattice QCD determinations of α_s with experimental determinations of α_s that have systematics of similar origin, in a similar manner as we currently group, for example, hadron collider results together [885].

References

- [1] R. K. Ellis, W. J. Stirling and B. R. Webber, *Camb. Monogr. Part. Phys. Nucl. Phys. Cosmol.* **8**, 1 (1996).
- [2] J. Campbell, J. Huston, F. Krauss “*The Black Book of Quantum Chromodynamics, a Primer for the QCD Era*,” Oxford University Press, UK (2017).
- [3] C. A. Baker *et al.*, *Phys. Rev. Lett.* **97**, 131801 (2006), [hep-ex/0602020].
- [4] J. M. Pendlebury *et al.*, *Phys. Rev. D* **92**, 9, 092003 (2015), [arXiv:1509.04411].
- [5] B. Graner *et al.*, *Phys. Rev. Lett.* **116**, 16, 161601 (2016), [Erratum: *Phys. Rev. Lett.* 119, no.11, 119901(2017)], [arXiv:1601.04339].
- [6] <https://www.psi.ch/en/nedm/edms-world-wide>.
- [7] J. E. Kim and G. Carosi, *Rev. Mod. Phys.* **82**, 557 (2010), [arXiv:0807.3125].
- [8] G. Dissertori, I. G. Knowles and M. Schmelling, *High energy experiments and theory*, Oxford, UK: Clarendon (2003).
- [9] R. Brock *et al.* (CTEQ), *Rev. Mod. Phys.* **67**, 157 (1995).

¹³We note, however, that the relevant energy scale of a measurement is not uniquely defined. In addition to being multiplied by factors of *e.g.* 1/2 or 2, for instance in studies of the ratio of three- to two-jet cross sections at the LHC, the relevant scale can be taken to be the average of the transverse momenta of the two leading jets [899], or alternatively might be chosen to be the transverse momentum of the 3rd jet.

- [10] K. Melnikov, *CERN Yellow Rep. School Proc.* **3**, 37 (2018).
- [11] F. Gross *et al.*, *Eur. Phys. J. C* **83**, 1125 (2023), [arXiv:2212.11107].
- [12] T. van Ritbergen, J. A. M. Vermaseren and S. A. Larin, *Phys. Lett. B* **400**, 379 (1997), [hep-ph/9701390].
- [13] M. Czakon, *Nucl. Phys. B* **710**, 485 (2005), [hep-ph/0411261].
- [14] P. A. Baikov, K. G. Chetyrkin and J. H. Kühn, *Phys. Rev. Lett.* **118**, 8, 082002 (2017), [arXiv:1606.08659].
- [15] T. Luthe *et al.*, *JHEP* **07**, 127 (2016), [arXiv:1606.08662].
- [16] F. Herzog *et al.*, *JHEP* **02**, 090 (2017), [arXiv:1701.01404].
- [17] T. Luthe *et al.*, *JHEP* **10**, 166 (2017), [arXiv:1709.07718].
- [18] K. G. Chetyrkin *et al.*, *JHEP* **10**, 179 (2017), [Addendum: *JHEP*12,006(2017)], [arXiv:1709.08541].
- [19] W. A. Bardeen *et al.*, *Phys. Rev. D* **18**, 3998 (1978).
- [20] D. J. Gross and F. Wilczek, *Phys. Rev. Lett.* **30**, 1343 (1973), [,271(1973)].
- [21] H. D. Politzer, *Phys. Rev. Lett.* **30**, 1346 (1973), [,274(1973)].
- [22] Y. Schroder and M. Steinhauser, *JHEP* **01**, 051 (2006), [hep-ph/0512058].
- [23] K. G. Chetyrkin, J. H. Kuhn and C. Sturm, *Nucl. Phys. B* **744**, 121 (2006), [hep-ph/0512060].
- [24] A. G. Grozin *et al.*, *JHEP* **09**, 066 (2011), [arXiv:1107.5970].
- [25] M. Dalla Brida *et al.* (ALPHA), *Phys. Rev. Lett.* **117**, 18, 182001 (2016), [arXiv:1604.06193].
- [26] M. Beneke, *Phys. Rept.* **317**, 1 (1999), [hep-ph/9807443].
- [27] M. Beneke *et al.*, *Phys. Lett. B* **775**, 63 (2017), [arXiv:1605.03609].
- [28] A. H. Hoang, C. Lepenik and M. Preisser, *JHEP* **09**, 099 (2017), [arXiv:1706.08526].
- [29] P. Marquard *et al.*, *Phys. Rev. Lett.* **114**, 14, 142002 (2015), [arXiv:1502.01030].
- [30] P. A. Baikov *et al.*, *Phys. Lett. B* **714**, 62 (2012), [arXiv:1206.1288].
- [31] K. G. Chetyrkin, J. H. Kuhn and A. Kwiatkowski, *Phys. Rept.* **277**, 189 (1996), [hep-ph/9503396].
- [32] Y. Kiyo *et al.*, *Nucl. Phys. B* **823**, 269 (2009), [arXiv:0907.2120].
- [33] P. A. Baikov *et al.*, *Phys. Rev. Lett.* **108**, 222003 (2012), [arXiv:1201.5804].
- [34] P. A. Baikov, K. G. Chetyrkin and J. H. Kuhn, *Phys. Rev. Lett.* **101**, 012002 (2008), [arXiv:0801.1821].
- [35] F. Herzog *et al.*, *JHEP* **08**, 113 (2017), [arXiv:1707.01044].
- [36] V. A. Novikov *et al.*, *Nucl. Phys. B* **174**, 378 (1980).
- [37] J. D. Bjorken and E. A. Paschos, *Phys. Rev.* **185**, 1975 (1969).
- [38] J. A. M. Vermaseren, A. Vogt and S. Moch, *Nucl. Phys. B* **724**, 3 (2005), [hep-ph/0504242].
- [39] S. Moch, J. A. M. Vermaseren and A. Vogt, *Nucl. Phys. B* **813**, 220 (2009), [arXiv:0812.4168].
- [40] J. Davies *et al.*, *PoS DIS2016*, 059 (2016), [arXiv:1606.08907].
- [41] E. Laenen *et al.*, *Nucl. Phys. B* **392**, 162 (1993); S. Riemersma, J. Smith and W. L. van Neerven, *Phys. Lett. B* **347**, 143 (1995), [hep-ph/9411431].
- [42] J. Blümlein *et al.*, *Nucl. Phys. B* **945**, 114659 (2019), [arXiv:1903.06155].
- [43] J. Blümlein, *Int. J. Mod. Phys. A* **39**, 09n10, 2441004 (2024), [arXiv:2306.01362].

- [44] J. C. Collins, D. E. Soper and G. F. Sterman, *Adv. Ser. Direct. High Energy Phys.* **5**, 1 (1989), [[hep-ph/0409313](#)].
- [45] J. Collins and J.-W. Qiu, *Phys. Rev. D* **75**, 114014 (2007), [[arXiv:0705.2141](#)].
- [46] G. Sterman, in “Snowmass 2021,” (2022), [[arXiv:2207.06507](#)].
- [47] R. Boussarie *et al.* (2023), [[arXiv:2304.03302](#)].
- [48] V. N. Gribov and L. N. Lipatov, *Sov. J. Nucl. Phys.* **15**, 438 (1972), [*Yad. Fiz.*15,781(1972)]; L. N. Lipatov, *Sov. J. Nucl. Phys.* **20**, 94 (1975), [*Yad. Fiz.*20,181(1974)]; G. Altarelli and G. Parisi, *Nucl. Phys. B* **126**, 298 (1977); Y. L. Dokshitzer, *Sov. Phys. JETP* **46**, 641 (1977), [*Zh. Eksp. Teor. Fiz.*73,1216(1977)].
- [49] G. Curci, W. Furmanski and R. Petronzio, *Nucl. Phys. B* **175**, 27 (1980); W. Furmanski and R. Petronzio, *Phys. Lett. B* **97B**, 437 (1980).
- [50] A. Vogt, S. Moch and J. A. M. Vermaseren, *Nucl. Phys. B* **691**, 129 (2004), [[hep-ph/0404111](#)]; S. Moch, J. A. M. Vermaseren and A. Vogt, *Nucl. Phys. B* **688**, 101 (2004), [[hep-ph/0403192](#)].
- [51] J. Davies *et al.*, *Nucl. Phys. B* **915**, 335 (2017), [[arXiv:1610.07477](#)].
- [52] S. Moch *et al.*, *JHEP* **10**, 041 (2017), [[arXiv:1707.08315](#)].
- [53] A. Vogt *et al.*, *PoS RADCOR2017*, 046 (2018), [[arXiv:1801.06085](#)].
- [54] A. Vogt *et al.*, *PoS LL2018*, 050 (2018), [[arXiv:1808.08981](#)].
- [55] S. Moch *et al.*, *Phys. Lett. B* **825**, 136853 (2022), [[arXiv:2111.15561](#)].
- [56] A. Basdev-Sharma *et al.*, *JHEP* **03**, 183 (2023), [[arXiv:2211.16485](#)].
- [57] G. Falcioni *et al.*, *Phys. Lett. B* **848**, 138351 (2024), [[arXiv:2310.01245](#)].
- [58] G. Falcioni *et al.*, *Phys. Lett. B* **842**, 137944 (2023), [[arXiv:2302.07593](#)].
- [59] G. Falcioni *et al.*, *Phys. Lett. B* **846**, 138215 (2023), [[arXiv:2307.04158](#)].
- [60] T. Gehrmann *et al.*, *JHEP* **01**, 029 (2024), [[arXiv:2308.07958](#)].
- [61] T. Gehrmann *et al.*, *Phys. Lett. B* **849**, 138427 (2024), [[arXiv:2310.12240](#)].
- [62] S. Moch *et al.*, *Phys. Lett. B* **849**, 138468 (2024), [[arXiv:2310.05744](#)].
- [63] G. Falcioni *et al.*, *Phys. Lett. B* **856**, 138906 (2024), [[arXiv:2404.09701](#)].
- [64] G. Falcioni *et al.*, *Phys. Lett. B* **860**, 139194 (2025), [[arXiv:2410.08089](#)].
- [65] B. A. Kniehl *et al.*, *Phys. Rev. Lett.* **135**, 7, 071902 (2025), [[arXiv:2505.09381](#)].
- [66] J. McGowan *et al.*, *Eur. Phys. J. C* **83**, 3, 185 (2023), [Erratum: *Eur.Phys.J.C* 83, 302 (2023)], [[arXiv:2207.04739](#)].
- [67] R. D. Ball *et al.* (NNPDF), *Eur. Phys. J. C* **84**, 7, 659 (2024), [[arXiv:2402.18635](#)].
- [68] D. de Florian, G. F. R. Sborlini and G. Rodrigo, *Eur. Phys. J. C* **76**, 5, 282 (2016), [[arXiv:1512.00612](#)]; D. de Florian, G. F. R. Sborlini and G. Rodrigo, *JHEP* **10**, 056 (2016), [[arXiv:1606.02887](#)].
- [69] D. de Florian and L. P. Conte, *Eur. Phys. J. C* **83**, 8, 695 (2023), [[arXiv:2305.14144](#)].
- [70] R. S. Thorne, *Phys. Rev. D* **73**, 054019 (2006), [[hep-ph/0601245](#)].
- [71] S. Forte *et al.*, *Nucl. Phys. B* **834**, 116 (2010), [[arXiv:1001.2312](#)].
- [72] M. Guzzi *et al.*, *Phys. Rev. D* **86**, 053005 (2012), [[arXiv:1108.5112](#)].
- [73] V. S. Fadin, E. A. Kuraev and L. N. Lipatov, *Phys. Lett. B* **60B**, 50 (1975).
- [74] I. I. Balitsky and L. N. Lipatov, *Sov. J. Nucl. Phys.* **28**, 822 (1978), [*Yad. Fiz.*28,1597(1978)].
- [75] L. N. Lipatov, *Sov. J. Nucl. Phys.* **23**, 338 (1976), [*Yad. Fiz.*23,642(1976)].

- [76] E. A. Kuraev, L. N. Lipatov and V. S. Fadin, *Sov. Phys. JETP* **45**, 199 (1977), [*Zh. Eksp. Teor. Fiz.*72,377(1977)].
- [77] V. S. Fadin and L. N. Lipatov, *Phys. Lett. B* **429**, 127 (1998), [[hep-ph/9802290](#)].
- [78] M. Ciafaloni and G. Camici, *Phys. Lett. B* **430**, 349 (1998), [[hep-ph/9803389](#)].
- [79] G. Altarelli, R. D. Ball and S. Forte, *Nucl. Phys. B* **799**, 199 (2008), [[arXiv:0802.0032](#)].
- [80] M. Ciafaloni *et al.*, *JHEP* **08**, 046 (2007), [[arXiv:0707.1453](#)].
- [81] C. D. White and R. S. Thorne, *Phys. Rev. D* **75**, 034005 (2007), [[hep-ph/0611204](#)].
- [82] E. Iancu *et al.*, *Phys. Lett. B* **744**, 293 (2015), [[arXiv:1502.05642](#)].
- [83] N. Gromov, F. Levkovich-Maslyuk and G. Sizov, *Phys. Rev. Lett.* **115**, 25, 251601 (2015), [[arXiv:1507.04010](#)]; V. N. Velizhanin (2015), [[arXiv:1508.02857](#)]; S. Caron-Huot and M. Heranen, *JHEP* **02**, 058 (2018), [[arXiv:1604.07417](#)]; V. Fadin, *Chapter 4: BFKL — Past and Future*, 63–90 (2021), [[arXiv:2012.11931](#)].
- [84] I. Balitsky, *Nucl. Phys. B* **463**, 99 (1996), [[hep-ph/9509348](#)].
- [85] Y. V. Kovchegov, *Phys. Rev. D* **60**, 034008 (1999), [[hep-ph/9901281](#)].
- [86] T.-J. Hou *et al.*, *Phys. Rev. D* **103**, 1, 014013 (2021), [[arXiv:1912.10053](#)].
- [87] R. D. Ball *et al.* (PDF4LHC Working Group), *J. Phys. G* **49**, 8, 080501 (2022), [[arXiv:2203.05506](#)].
- [88] R. Abdul Khalek *et al.* (NNPDF), *Eur. Phys. J. C* **79**, 838 (2019), [[arXiv:1905.04311](#)].
- [89] R. Abdul Khalek *et al.* (NNPDF), *Eur. Phys. J. C* **79**, 11, 931 (2019), [[arXiv:1906.10698](#)].
- [90] R. D. Ball and R. L. Pearson, *Eur. Phys. J. C* **81**, 9, 830 (2021), [[arXiv:2105.05114](#)].
- [91] Z. Kassabov, M. Ubiali and C. Voisey, *JHEP* **03**, 148 (2023), [[arXiv:2207.07616](#)].
- [92] S. Bailey *et al.*, *Eur. Phys. J. C* **81**, 4, 341 (2021), [[arXiv:2012.04684](#)].
- [93] A. Cooper-Sarkar *et al.* (2024), [[arXiv:2406.16188](#)].
- [94] X. Ji, *Phys. Rev. Lett.* **110**, 262002 (2013), [[arXiv:1305.1539](#)].
- [95] G. C. Rossi and M. Testa, *Phys. Rev. D* **96**, 1, 014507 (2017), [[arXiv:1706.04428](#)].
- [96] G. Rossi and M. Testa, *Phys. Rev. D* **98**, 5, 054028 (2018), [[arXiv:1806.00808](#)].
- [97] L. Del Debbio, T. Giani and C. J. Monahan, *JHEP* **09**, 021 (2020), [[arXiv:2007.02131](#)].
- [98] H.-W. Lin *et al.*, *Phys. Rev. D* **91**, 054510 (2015), [[arXiv:1402.1462](#)].
- [99] C. Alexandrou *et al.*, *Phys. Rev. D* **92**, 014502 (2015), [[arXiv:1504.07455](#)].
- [100] H.-W. Lin *et al.*, *Prog. Part. Nucl. Phys.* **100**, 107 (2018), [[arXiv:1711.07916](#)].
- [101] C. Alexandrou *et al.*, *Phys. Rev. Lett.* **121**, 11, 112001 (2018), [[arXiv:1803.02685](#)].
- [102] J.-W. Chen *et al.* (2018), [[arXiv:1803.04393](#)].
- [103] K. Cichy, L. Del Debbio and T. Giani, *JHEP* **10**, 137 (2019), [[arXiv:1907.06037](#)].
- [104] K. Cichy and M. Constantinou, *Adv. High Energy Phys.* **2019**, 3036904 (2019), [[arXiv:1811.07248](#)].
- [105] M. A. Ebert, I. W. Stewart and Y. Zhao, *JHEP* **09**, 037 (2019), [[arXiv:1901.03685](#)].
- [106] M. Constantinou, *Eur. Phys. J. A* **57**, 2, 77 (2021), [[arXiv:2010.02445](#)].
- [107] M. Constantinou *et al.*, *Prog. Part. Nucl. Phys.* **121**, 103908 (2021), [[arXiv:2006.08636](#)].
- [108] L. Del Debbio *et al.*, *JHEP* **02**, 138 (2021), [[arXiv:2010.03996](#)].
- [109] Z. Fan, R. Zhang and H.-W. Lin, *Int. J. Mod. Phys. A* **36**, 13, 2150080 (2021), [[arXiv:2007.16113](#)].

- [110] M. Bhat *et al.*, *Phys. Rev. D* **103**, 3, 034510 (2021), [arXiv:2005.02102].
- [111] X. Ji *et al.*, *Rev. Mod. Phys.* **93**, 3, 035005 (2021), [arXiv:2004.03543].
- [112] T. Khan *et al.* (HadStruc), *Phys. Rev. D* **104**, 9, 094516 (2021), [arXiv:2107.08960].
- [113] C. Egerer *et al.* (HadStruc), *JHEP* **11**, 148 (2021), [arXiv:2107.05199].
- [114] Z. Fan, W. Good and H.-W. Lin, *Phys. Rev. D* **108**, 1, 014508 (2023), [arXiv:2210.09985].
- [115] C. Egerer *et al.* (HadStruc), *Phys. Rev. D* **106**, 9, 094511 (2022), [arXiv:2207.08733].
- [116] M. Bhat *et al.*, *Phys. Rev. D* **106**, 5, 054504 (2022), [arXiv:2205.07585].
- [117] X. Gao *et al.*, *Phys. Rev. D* **106**, 11, 114510 (2022), [arXiv:2208.02297].
- [118] A. Candido *et al.*, *Eur. Phys. J. C* **84**, 7, 716 (2024), [arXiv:2404.07573].
- [119] C. Zimmermann and A. Schäfer, *Phys. Rev. D* **110**, 7, 074503 (2024), [arXiv:2405.07712].
- [120] J. Karpie *et al.*, *Phys. Rev. Lett.* **135**, 19, 191901 (2025), [arXiv:2505.22795].
- [121] S. Bhattacharya *et al.*, *Phys. Rev. D* **112**, 11, 114504 (2025), [arXiv:2505.11288].
- [122] M. Constantinou *et al.* (2022), [arXiv:2202.07193].
- [123] H.-W. Lin, *Prog. Part. Nucl. Phys.* **144**, 104177 (2025), [arXiv:2506.05025].
- [124] J. Gao, L. Harland-Lang and J. Rojo, *Phys. Rept.* **742**, 1 (2018), [arXiv:1709.04922].
- [125] K. Kovařík, P. M. Nadolsky and D. E. Soper, *Rev. Mod. Phys.* **92**, 4, 045003 (2020), [arXiv:1905.06957].
- [126] T.-J. Hou *et al.*, *Phys. Rev. D* **107**, 7, 076018 (2023), [arXiv:2211.11064].
- [127] J. C. Collins, D. E. Soper and G. F. Sterman, *Nucl. Phys. B* **261**, 104 (1985).
- [128] C. Anastasiou *et al.*, *Phys. Rev. Lett.* **114**, 212001 (2015), [arXiv:1503.06056]; C. Anastasiou *et al.*, *JHEP* **05**, 058 (2016), [arXiv:1602.00695].
- [129] B. Mistlberger, *JHEP* **05**, 028 (2018), [arXiv:1802.00833].
- [130] L.-B. Chen *et al.*, *Phys. Lett. B* **803**, 135292 (2020), [arXiv:1909.06808].
- [131] F. Dulat, B. Mistlberger and A. Pelloni, *Phys. Rev. D* **99**, 3, 034004 (2019), [arXiv:1810.09462].
- [132] L. Cieri *et al.*, *JHEP* **02**, 096 (2019), [arXiv:1807.11501].
- [133] X. Chen *et al.*, *Phys. Rev. Lett.* **127**, 7, 072002 (2021), [arXiv:2102.07607].
- [134] J. Baglio *et al.*, *JHEP* **12**, 066 (2022), [arXiv:2209.06138].
- [135] F. A. Dreyer and A. Karlberg, *Phys. Rev. Lett.* **117**, 7, 072001 (2016), [arXiv:1606.00840].
- [136] F. A. Dreyer and A. Karlberg, *Phys. Rev. D* **98**, 11, 114016 (2018), [arXiv:1811.07906].
- [137] C. Duhr, F. Dulat and B. Mistlberger, *Phys. Rev. Lett.* **125**, 17, 172001 (2020), [arXiv:2001.07717].
- [138] X. Chen *et al.*, *Phys. Rev. Lett.* **128**, 5, 052001 (2022), [arXiv:2107.09085].
- [139] C. Duhr, F. Dulat and B. Mistlberger, *JHEP* **11**, 143 (2020), [arXiv:2007.13313].
- [140] M. Bonvini *et al.*, *JHEP* **08**, 105 (2016), [arXiv:1603.08000].
- [141] F. Dulat, A. Lazopoulos and B. Mistlberger, *Comput. Phys. Commun.* **233**, 243 (2018), [arXiv:1802.00827].
- [142] R. V. Harlander, S. Liebler and H. Mantler, *Comput. Phys. Commun.* **212**, 239 (2017), [arXiv:1605.03190].
- [143] T. Cridge *et al.*, *J. Phys. G* **52**, 6 (2025), [arXiv:2411.05373].

- [144] O. Brein, A. Djouadi and R. Harlander, *Phys. Lett. B* **579**, 149 (2004), [[hep-ph/0307206](#)].
- [145] D. de Florian and J. Mazzitelli, *Phys. Rev. Lett.* **111**, 201801 (2013), [[arXiv:1309.6594](#)].
- [146] S. Borowka *et al.*, *Phys. Rev. Lett.* **117**, 1, 012001 (2016), [Erratum: *Phys. Rev. Lett.*117,no.7,079901(2016)], [[arXiv:1604.06447](#)].
- [147] M. Czakon, P. Fiedler and A. Mitov, *Phys. Rev. Lett.* **110**, 252004 (2013), [[arXiv:1303.6254](#)].
- [148] S. Catani *et al.*, *Phys. Rev. D* **99**, 5, 051501 (2019), [[arXiv:1901.04005](#)].
- [149] S. Catani *et al.*, *JHEP* **03**, 029 (2021), [[arXiv:2010.11906](#)].
- [150] T. Gehrmann *et al.*, *Phys. Rev. Lett.* **113**, 21, 212001 (2014), [[arXiv:1408.5243](#)].
- [151] F. Cascioli *et al.*, *Phys. Lett. B* **735**, 311 (2014), [[arXiv:1405.2219](#)].
- [152] M. Grazzini, S. Kallweit and M. Wiesemann, *Eur. Phys. J. C* **78**, 7, 537 (2018), [[arXiv:1711.06631](#)].
- [153] G. Heinrich, *Phys. Rept.* **922**, 1 (2021), [[arXiv:2009.00516](#)].
- [154] A. Huss *et al.*, *J. Phys. G* **50**, 4, 043001 (2023), [[arXiv:2207.02122](#)].
- [155] A. Manohar *et al.*, *Phys. Rev. Lett.* **117**, 24, 242002 (2016), [[arXiv:1607.04266](#)].
- [156] A. V. Manohar *et al.*, *JHEP* **12**, 046 (2017), [[arXiv:1708.01256](#)].
- [157] K. Xie *et al.* (CTEQ-TEA), *Phys. Rev. D* **105**, 5, 054006 (2022), [[arXiv:2106.10299](#)].
- [158] T. Cridge *et al.*, *Eur. Phys. J. C* **82**, 1, 90 (2022), [[arXiv:2111.05357](#)].
- [159] R. D. Ball *et al.* (NNPDF), *Eur. Phys. J. C* **84**, 5, 540 (2024), [[arXiv:2401.08749](#)].
- [160] A. M. Cooper-Sarkar *et al.* (2025), [[arXiv:2508.06603](#)].
- [161] L. Buonocore *et al.*, *JHEP* **08**, 08, 019 (2020), [[arXiv:2005.06477](#)].
- [162] M. Greco and A. Vicini, *Nucl. Phys. B* **415**, 386 (1994).
- [163] A. Hebecker, *Phys. Rept.* **331**, 1 (2000), [[hep-ph/9905226](#)].
- [164] A. V. Belitsky and A. V. Radyushkin, *Phys. Rept.* **418**, 1 (2005), [[hep-ph/0504030](#)].
- [165] E. Boos *et al.* (CompHEP), *Nucl. Instrum. Meth.* **A534**, 250 (2004), [[hep-ph/0403113](#)].
- [166] J. Alwall *et al.*, *JHEP* **07**, 079 (2014), [[arXiv:1405.0301](#)]; <https://launchpad.net/mg5amcnlo>.
- [167] M. L. Mangano *et al.*, *JHEP* **07**, 001 (2003), [[hep-ph/0206293](#)]; <http://cern.ch/mlm/alpgen/>.
- [168] T. Gleisberg and S. Hoeche, *JHEP* **12**, 039 (2008), [[arXiv:0808.3674](#)]; <https://sherpa-team.gitlab.io/>.
- [169] A. Cafarella, C. G. Papadopoulos and M. Worek, *Comput. Phys. Commun.* **180**, 1941 (2009), [[arXiv:0710.2427](#)]; <http://cern.ch/helac-phegas/>.
- [170] F. A. Berends and W. T. Giele, *Nucl. Phys. B* **306**, 759 (1988).
- [171] L. J. Dixon, in “QCD and beyond. Proceedings, Theoretical Advanced Study Institute in Elementary Particle Physics, TASI-95, Boulder, USA, June 4-30, 1995,” 539–584 (1996), [[hep-ph/9601359](#)], URL <http://www-public.slac.stanford.edu/sciDoc/docMeta.aspx?slacPubNumber=SLAC-PUB-7106>.
- [172] R. Britto, F. Cachazo and B. Feng, *Nucl. Phys. B* **715**, 499 (2005), [[hep-th/0412308](#)].
- [173] F. Cachazo, P. Svrcek and E. Witten, *JHEP* **09**, 006 (2004), [[hep-th/0403047](#)].
- [174] S. Catani and M. H. Seymour, *Nucl. Phys. B* **485**, 291 (1997), [Erratum: *Nucl. Phys.*B510,503(1998)], [[hep-ph/9605323](#)].

- [175] S. Frixione, Z. Kunszt and A. Signer, *Nucl. Phys. B* **467**, 399 (1996), [[hep-ph/9512328](#)].
- [176] D. A. Kosower, *Phys. Rev. D* **57**, 5410 (1998), [[hep-ph/9710213](#)]; J. M. Campbell, M. A. Cullen and E. W. N. Glover, *Eur. Phys. J. C* **9**, 245 (1999), [[hep-ph/9809429](#)]; D. A. Kosower, *Phys. Rev. D* **71**, 045016 (2005), [[hep-ph/0311272](#)].
- [177] G. Ossola, C. G. Papadopoulos and R. Pittau, *Nucl. Phys. B* **763**, 147 (2007), [[hep-ph/0609007](#)].
- [178] R. Britto, F. Cachazo and B. Feng, *Nucl. Phys. B* **725**, 275 (2005), [[hep-th/0412103](#)].
- [179] R. K. Ellis *et al.*, *Nucl. Phys. B* **822**, 270 (2009), [[arXiv:0806.3467](#)].
- [180] C. F. Berger and D. Forde, *Ann. Rev. Nucl. Part. Sci.* **60**, 181 (2010), [[arXiv:0912.3534](#)].
- [181] F. Cascioli, P. Maierhofer and S. Pozzorini, *Phys. Rev. Lett.* **108**, 111601 (2012), [[arXiv:1111.5206](#)].
- [182] Z. Bern, L. J. Dixon and D. A. Kosower, *Annals Phys.* **322**, 1587 (2007), [[arXiv:0704.2798](#)].
- [183] R. K. Ellis *et al.*, *Phys. Rept.* **518**, 141 (2012), [[arXiv:1105.4319](#)].
- [184] G. Bevilacqua *et al.*, *Comput. Phys. Commun.* **184**, 986 (2013), [[arXiv:1110.1499](#)]; <http://cern.ch/helac-phegas/>.
- [185] G. Cullen *et al.*, *Eur. Phys. J. C* **74**, 8, 3001 (2014), [[arXiv:1404.7096](#)]; <http://gosam.hepforge.org/>.
- [186] S. Badger *et al.*, *Comput. Phys. Commun.* **184**, 1981 (2013), [[arXiv:1209.0100](#)]; <https://bitbucket.org/njet/wiki/Home/>.
- [187] F. Buccioni, S. Pozzorini and M. Zoller, *Eur. Phys. J. C* **78**, 1, 70 (2018), [[arXiv:1710.11452](#)]; <https://openloops.hepforge.org/>.
- [188] S. Actis *et al.*, *Comput. Phys. Commun.* **214**, 140 (2017), [[arXiv:1605.01090](#)].
- [189] Z. Nagy, *Phys. Rev. D* **68**, 094002 (2003), [[hep-ph/0307268](#)]; <http://www.desy.de/~znagy/Site/NLOJet++.html>.
- [190] J. M. Campbell and R. K. Ellis, *Phys. Rev. D* **60**, 113006 (1999), [[hep-ph/9905386](#)].
- [191] J. M. Campbell and R. K. Ellis, *Phys. Rev. D* **62**, 114012 (2000), [[hep-ph/0006304](#)].
- [192] J. Baglio *et al.* (2011), [[arXiv:1107.4038](#)]; <http://www-itp.particle.uni-karlsruhe.de/~vbfnlweb>.
- [193] T. Binoth *et al.*, *Eur. Phys. J. C* **16**, 311 (2000), [[hep-ph/9911340](#)]; http://lapth.in2p3.fr/PHOX_FAMILY/.
- [194] Z. Bern *et al.*, *PoS LL2012*, 018 (2012), [[arXiv:1210.6684](#)].
- [195] G. Cullen, N. Greiner and G. Heinrich, *Eur. Phys. J. C* **73**, 4, 2388 (2013), [[arXiv:1212.5154](#)].
- [196] S. Kallweit *et al.*, *JHEP* **04**, 012 (2015), [[arXiv:1412.5157](#)].
- [197] A. Denner *et al.*, *JHEP* **04**, 018 (2015), [[arXiv:1412.7421](#)].
- [198] M. Chiesa, N. Greiner and F. Tramontano, *J. Phys. G* **43**, 1, 013002 (2016), [[arXiv:1507.08579](#)].
- [199] S. Frixione *et al.*, *JHEP* **06**, 184 (2015), [[arXiv:1504.03446](#)].
- [200] B. Biedermann *et al.*, *Eur. Phys. J. C* **77**, 492 (2017), [[arXiv:1704.05783](#)].
- [201] R. Frederix *et al.*, *JHEP* **07**, 185 (2018), [Erratum: *JHEP* **11**, 085 (2021)], [[arXiv:1804.10017](#)].
- [202] E. Bothmann and D. Napoletano, *Eur. Phys. J. C* **80**, 11, 1024 (2020), [[arXiv:2006.14635](#)].
- [203] D. Pagani *et al.*, *JHEP* **09**, 155 (2021), [[arXiv:2106.02059](#)].

- [204] D. Pagani and M. Zaro, *JHEP* **02**, 161 (2022), [[arXiv:2110.03714](#)].
- [205] D. Pagani, T. Vitos and M. Zaro, *Eur. Phys. J. C* **84**, 5, 514 (2024), [[arXiv:2309.00452](#)].
- [206] H.-S. Shao, *Automation of Electroweak Corrections*, Other thesis (2025), [[arXiv:2501.05199](#)].
- [207] A. Denner and S. Dittmaier, *Phys. Rept.* **864**, 1 (2020), [[arXiv:1912.06823](#)].
- [208] C. Anastasiou, R. Boughezal and F. Petriello, *JHEP* **04**, 003 (2009), [[arXiv:0811.3458](#)].
- [209] S. Dittmaier, A. Huss and C. Schwinn, *Nucl. Phys. B* **885**, 318 (2014), [[arXiv:1403.3216](#)].
- [210] S. Dittmaier, A. Huss and C. Schwinn, *Nucl. Phys. B* **904**, 216 (2016), [[arXiv:1511.08016](#)].
- [211] D. de Florian, M. Der and I. Fabre, *Phys. Rev. D* **98**, 9, 094008 (2018), [[arXiv:1805.12214](#)].
- [212] M. Bonetti, K. Melnikov and L. Tancredi, *Phys. Rev. D* **97**, 3, 034004 (2018), [[arXiv:1711.11113](#)].
- [213] M. Bonetti, K. Melnikov and L. Tancredi, *Phys. Rev. D* **97**, 5, 056017 (2018), [Erratum: *Phys. Rev. D* **97**, no.9, 099906 (2018)], [[arXiv:1801.10403](#)].
- [214] C. Anastasiou *et al.*, *JHEP* **03**, 162 (2019), [[arXiv:1811.11211](#)].
- [215] V. Hirschi, S. Lionetti and A. Schweitzer, *JHEP* **05**, 002 (2019), [[arXiv:1902.10167](#)].
- [216] M. Becchetti *et al.*, *Phys. Rev. D* **103**, 5, 054037 (2021), [[arXiv:2010.09451](#)].
- [217] M. Bonetti *et al.*, *JHEP* **11**, 045 (2020), [[arXiv:2007.09813](#)].
- [218] A. Behring *et al.*, *Phys. Rev. D* **103**, 1, 013008 (2021), [[arXiv:2009.10386](#)].
- [219] S. Dittmaier, T. Schmidt and J. Schwarz, *JHEP* **12**, 201 (2020), [[arXiv:2009.02229](#)].
- [220] F. Buccioni *et al.*, *Phys. Lett. B* **811**, 135969 (2020), [[arXiv:2005.10221](#)].
- [221] L. Buonocore *et al.*, *Phys. Rev. D* **103**, 114012 (2021), [[arXiv:2102.12539](#)].
- [222] S. Dittmaier, A. Huss and J. Schwarz, *JHEP* **05**, 170 (2024), [[arXiv:2401.15682](#)].
- [223] R. Bonciani *et al.*, *Phys. Rev. Lett.* **128**, 1, 012002 (2022), [[arXiv:2106.11953](#)].
- [224] T. Armadillo *et al.*, *JHEP* **05**, 072 (2022), [[arXiv:2201.01754](#)].
- [225] F. Buccioni *et al.*, *JHEP* **06**, 022 (2022), [[arXiv:2203.11237](#)].
- [226] Z. Bern *et al.*, *Nucl. Phys. B* **425**, 217 (1994), [[hep-ph/9403226](#)].
- [227] J. M. Campbell and E. W. N. Glover, *Nucl. Phys. B* **527**, 264 (1998), [[hep-ph/9710255](#)].
- [228] S. Catani and M. Grazzini, *Phys. Lett. B* **446**, 143 (1999), [[hep-ph/9810389](#)].
- [229] K. Melnikov and F. Petriello, *Phys. Rev. D* **74**, 114017 (2006), [[hep-ph/0609070](#)]; <http://gate.hep.anl.gov/fpetriello/FEWZ.html>.
- [230] S. Catani *et al.*, *Phys. Rev. Lett.* **103**, 082001 (2009), [[arXiv:0903.2120](#)]; <http://theory.fi.infn.it/gazzani/dy.html>.
- [231] C. Anastasiou, K. Melnikov and F. Petriello, *Nucl. Phys. B* **724**, 197 (2005), [[hep-ph/0501130](#)]; <http://www.phys.ethz.ch/~pheno/fehipro/>.
- [232] S. Catani and M. Grazzini, *Phys. Rev. Lett.* **98**, 222002 (2007), [[hep-ph/0703012](#)]; <http://theory.fi.infn.it/grazzini/codes.html>.
- [233] A. Gehrmann-De Ridder, T. Gehrmann and E. W. N. Glover, *JHEP* **09**, 056 (2005), [[hep-ph/0505111](#)].
- [234] J. Currie, E. W. N. Glover and S. Wells, *JHEP* **04**, 066 (2013), [[arXiv:1301.4693](#)].
- [235] R. Gauld *et al.*, *JHEP* **10**, 002 (2019), [[arXiv:1907.05836](#)].
- [236] R. Gauld *et al.*, *Phys. Rev. Lett.* **125**, 22, 222002 (2020), [[arXiv:2005.03016](#)].

- [237] R. Gauld *et al.*, *Eur. Phys. J. C* **83**, 4, 336 (2023), [arXiv:2302.12844].
- [238] A. Gehrmann-De Ridder *et al.*, *Eur. Phys. J. C* **84**, 4, 361 (2024), [arXiv:2311.14991].
- [239] T. Gehrmann and R. Schürmann, *JHEP* **04**, 031 (2022), [arXiv:2201.06982].
- [240] X. Chen *et al.*, *JHEP* **08**, 094 (2022), [arXiv:2205.01516].
- [241] L. Bonino *et al.*, *JHEP* **08**, 073 (2024), [arXiv:2406.09925].
- [242] S. Caletti *et al.*, *JHEP* **10**, 027 (2024), [arXiv:2405.17540].
- [243] O. Braun-White, N. Glover and C. T. Preuss, *JHEP* **06**, 065 (2023), [arXiv:2302.12787].
- [244] O. Braun-White, N. Glover and C. T. Preuss, *JHEP* **11**, 179 (2023), [arXiv:2307.14999].
- [245] E. Fox and N. Glover, *JHEP* **12**, 171 (2023), [arXiv:2308.10829].
- [246] E. Fox, N. Glover and M. Marcoli, *JHEP* **12**, 225 (2024), [arXiv:2410.12904].
- [247] T. Gehrmann, E. W. N. Glover and M. Marcoli, *JHEP* **03**, 114 (2024), [arXiv:2310.19757].
- [248] X. Chen *et al.*, *JHEP* **10**, 099 (2022), [arXiv:2203.13531].
- [249] R. Bonciani *et al.*, *Eur. Phys. J. C* **75**, 12, 581 (2015), [arXiv:1508.03585].
- [250] R. Angeles-Martinez, M. Czakon and S. Sapeta, *JHEP* **10**, 201 (2018), [arXiv:1809.01459].
- [251] S. Catani *et al.*, *JHEP* **07**, 100 (2019), [arXiv:1906.06535].
- [252] S. Catani *et al.*, *Phys. Rev. Lett.* **130**, 11, 111902 (2023), [arXiv:2210.07846].
- [253] S. Devoto *et al.*, *JHEP* **03**, 189 (2025), [arXiv:2411.15340].
- [254] L. Buonocore *et al.*, *Phys. Rev. Lett.* **131**, 23, 231901 (2023), [arXiv:2306.16311].
- [255] L. Cieri *et al.*, *JHEP* **09**, 155 (2020), [arXiv:2005.01315].
- [256] T. Armadillo *et al.*, *JHEP* **07**, 141 (2025), [arXiv:2412.16095].
- [257] M. A. Ebert *et al.*, *JHEP* **04**, 123 (2019), [arXiv:1812.08189].
- [258] M. A. Ebert and F. J. Tackmann, *JHEP* **03**, 158 (2020), [arXiv:1911.08486].
- [259] G. Ferrera, W.-L. Ju and M. Schönherr, *JHEP* **04**, 005 (2024), [arXiv:2312.14911].
- [260] S. Frixione and G. Ridolfi, *Nucl. Phys. B* **507**, 315 (1997), [hep-ph/9707345].
- [261] S. Alekhin *et al.*, *Eur. Phys. J. C* **81**, 7, 573 (2021), [arXiv:2104.02400].
- [262] S. Catani *et al.*, *JHEP* **12**, 047 (2015), [arXiv:1507.06937].
- [263] M. A. Ebert *et al.*, *JHEP* **04**, 102 (2021), [arXiv:2006.11382].
- [264] G. P. Salam and E. Slade, *JHEP* **11**, 220 (2021), [arXiv:2106.08329].
- [265] T. Gehrmann *et al.*, *JHEP* **06**, 094 (2010), [arXiv:1004.3653].
- [266] Y. Li and H. X. Zhu, *Phys. Rev. Lett.* **118**, 2, 022004 (2017), [arXiv:1604.01404].
- [267] M.-x. Luo *et al.*, *Phys. Rev. Lett.* **124**, 9, 092001 (2020), [arXiv:1912.05778].
- [268] M. A. Ebert, B. Mistlberger and G. Vita, *JHEP* **09**, 146 (2020), [arXiv:2006.05329].
- [269] M. Czakon, *Phys. Lett. B* **693**, 259 (2010), [arXiv:1005.0274].
- [270] M. Czakon, *Nucl. Phys. B* **849**, 250 (2011), [arXiv:1101.0642].
- [271] R. Boughezal, K. Melnikov and F. Petriello, *Phys. Rev. D* **85**, 034025 (2012), [arXiv:1111.7041].
- [272] R. Frederix *et al.*, *JHEP* **10**, 003 (2009), [arXiv:0908.4272].
- [273] T. Binoth and G. Heinrich, *Nucl. Phys. B* **585**, 741 (2000), [hep-ph/0004013].
- [274] G. Heinrich, *Nucl. Phys. B Proc. Suppl.* **116**, 368 (2003), [hep-ph/0211144].

- [275] C. Anastasiou, K. Melnikov and F. Petriello, *Phys. Rev. D* **69**, 076010 (2004), [[hep-ph/0311311](#)].
- [276] T. Binoth and G. Heinrich, *Nucl. Phys. B* **693**, 134 (2004), [[hep-ph/0402265](#)].
- [277] M. Czakon and D. Heymes, *Nucl. Phys. B* **890**, 152 (2014), [[arXiv:1408.2500](#)].
- [278] M. Czakon *et al.* (2020), [[arXiv:2011.01011](#)].
- [279] M. Czakon *et al.*, *JHEP* **02**, 241 (2023), [[arXiv:2212.00467](#)].
- [280] M. L. Czakon *et al.*, *JHEP* **10**, 216 (2021), [[arXiv:2102.08267](#)].
- [281] M. Czakon *et al.*, *JHEP* **03**, 251 (2023), [[arXiv:2210.06078](#)].
- [282] M. Czakon *et al.*, *Phys. Rev. Lett.* **135**, 16, 161903 (2025), [[arXiv:2411.09684](#)].
- [283] G. Somogyi, Z. Trocsanyi and V. Del Duca, *JHEP* **01**, 070 (2007), [[hep-ph/0609042](#)].
- [284] V. Del Duca *et al.*, *JHEP* **04**, 036 (2015), [[arXiv:1501.07226](#)].
- [285] S. Van Thurenhout *et al.*, volume 18, 6–A31 (2025), [[arXiv:2412.12750](#)].
- [286] V. Del Duca *et al.*, *JHEP* **05**, 151 (2025), [[arXiv:2412.21028](#)].
- [287] R. Boughezal, X. Liu and F. Petriello, *Phys. Rev. D* **91**, 9, 094035 (2015), [[arXiv:1504.02540](#)].
- [288] R. Boughezal *et al.*, *Phys. Rev. Lett.* **115**, 6, 062002 (2015), [[arXiv:1504.02131](#)].
- [289] J. Gaunt *et al.*, *JHEP* **09**, 058 (2015), [[arXiv:1505.04794](#)].
- [290] K. Melnikov *et al.*, *JHEP* **02**, 159 (2019), [[arXiv:1809.06300](#)].
- [291] K. Melnikov *et al.*, *JHEP* **06**, 033 (2019), [[arXiv:1904.02433](#)].
- [292] A. Behring *et al.*, *Phys. Rev. D* **100**, 11, 114034 (2019), [[arXiv:1910.10059](#)].
- [293] G. Billis *et al.*, *Eur. Phys. J. Plus* **136**, 2, 214 (2021), [[arXiv:1909.00811](#)].
- [294] D. Baranowski, *Eur. Phys. J. C* **80**, 6, 523 (2020), [[arXiv:2004.03285](#)].
- [295] M. A. Ebert, B. Mistlberger and G. Vita, *JHEP* **09**, 143 (2020), [[arXiv:2006.03056](#)].
- [296] D. Baranowski *et al.*, *Phys. Rev. D* **106**, 1, 014004 (2022), [[arXiv:2204.09459](#)].
- [297] D. Baranowski *et al.*, *JHEP* **02**, 073 (2023), [[arXiv:2211.05722](#)].
- [298] G. Bell *et al.*, *JHEP* **07**, 077 (2024), [[arXiv:2312.11626](#)].
- [299] P. Agarwal, K. Melnikov and I. Pedron, *JHEP* **05**, 005 (2024), [[arXiv:2403.03078](#)].
- [300] D. Baranowski *et al.*, *JHEP* **04**, 114 (2024), [[arXiv:2401.05245](#)].
- [301] D. Baranowski *et al.*, *Phys. Rev. Lett.* **134**, 19, 191902 (2025), [[arXiv:2409.11042](#)].
- [302] D. Baranowski *et al.*, *JHEP* **04**, 084 (2025), [[arXiv:2412.14001](#)].
- [303] G. Vita, *JHEP* **07**, 241 (2024), [[arXiv:2401.03017](#)].
- [304] M. A. Ebert *et al.*, *JHEP* **12**, 084 (2018), [[arXiv:1807.10764](#)].
- [305] R. Boughezal, A. Isgrò and F. Petriello, *Phys. Rev. D* **97**, 7, 076006 (2018), [[arXiv:1802.00456](#)].
- [306] R. Boughezal, A. Isgrò and F. Petriello, *Phys. Rev. D* **101**, 1, 016005 (2020), [[arXiv:1907.12213](#)].
- [307] J. Campbell, T. Neumann and G. Vita, *JHEP* **05**, 172 (2025), [[arXiv:2408.05265](#)].
- [308] F. Caola, K. Melnikov and R. Röntsch, *Eur. Phys. J. C* **77**, 4, 248 (2017), [[arXiv:1702.01352](#)].
- [309] F. Caola *et al.*, *Eur. Phys. J. C* **78**, 8, 687 (2018), [[arXiv:1807.05835](#)].
- [310] M. Delto and K. Melnikov, *JHEP* **05**, 148 (2019), [[arXiv:1901.05213](#)].
- [311] F. Caola, K. Melnikov and R. Röntsch, *Eur. Phys. J. C* **79**, 5, 386 (2019), [[arXiv:1902.02081](#)].

- [312] F. Caola, K. Melnikov and R. Röntsch, *Eur. Phys. J. C* **79**, 12, 1013 (2019), [[arXiv:1907.05398](#)].
- [313] K. Asteriadis *et al.*, *Eur. Phys. J. C* **80**, 1, 8 (2020), [[arXiv:1910.13761](#)].
- [314] F. Devoto *et al.*, *JHEP* **02**, 016 (2024), [[arXiv:2310.17598](#)].
- [315] L. Magnea *et al.*, *JHEP* **12**, 107 (2018), [Erratum: *JHEP* 06, 013 (2019)], [[arXiv:1806.09570](#)].
- [316] L. Magnea *et al.*, *JHEP* **12**, 062 (2018), [[arXiv:1809.05444](#)].
- [317] L. Magnea *et al.*, *JHEP* **02**, 037 (2021), [[arXiv:2010.14493](#)].
- [318] G. Bertolotti *et al.*, *JHEP* **07**, 140 (2023), [Erratum: *JHEP* 05, 019 (2024)], [[arXiv:2212.11190](#)].
- [319] G. Bertolotti *et al.*, *JHEP* **12**, 042 (2022), [[arXiv:2209.09123](#)].
- [320] L. Magnea *et al.*, *JHEP* **06**, 021 (2024), [[arXiv:2403.11975](#)].
- [321] M. Cacciari *et al.*, *Phys. Rev. Lett.* **115**, 8, 082002 (2015), [Erratum: *Phys. Rev. Lett.* 120, no.13, 139901 (2018)], [[arXiv:1506.02660](#)].
- [322] J. Currie *et al.*, *JHEP* **05**, 209 (2018), [[arXiv:1803.09973](#)].
- [323] T. Gehrmann *et al.*, *Phys. Lett. B* **792**, 182 (2019), [[arXiv:1812.06104](#)].
- [324] R. Mondini, M. Schiavi and C. Williams, *JHEP* **06**, 079 (2019), [[arXiv:1904.08960](#)].
- [325] C. Anastasiou and G. Sterman, *JHEP* **05**, 242 (2023), [[arXiv:2212.12162](#)].
- [326] R. M. Prisco and F. Tramontano, *JHEP* **06**, 089 (2021), [[arXiv:2012.05012](#)].
- [327] W. J. Torres Bobadilla *et al.*, *Eur. Phys. J. C* **81**, 3, 250 (2021), [[arXiv:2012.02567](#)].
- [328] A. Huss *et al.* (2025), [[arXiv:2504.06689](#)].
- [329] A. Gehrmann-De Ridder *et al.*, *Phys. Rev. Lett.* **99**, 132002 (2007), [[arXiv:0707.1285](#)]; A. Gehrmann-De Ridder *et al.*, *JHEP* **12**, 094 (2007), [[arXiv:0711.4711](#)]; A. Gehrmann-De Ridder *et al.*, *Phys. Rev. Lett.* **100**, 172001 (2008), [[arXiv:0802.0813](#)].
- [330] A. Gehrmann-De Ridder *et al.*, *Comput. Phys. Commun.* **185**, 3331 (2014), [[arXiv:1402.4140](#)]; <https://eerad3.hepforge.org/>.
- [331] S. Weinzierl, *Phys. Rev. Lett.* **101**, 162001 (2008), [[arXiv:0807.3241](#)]; S. Weinzierl, *JHEP* **06**, 041 (2009), [[arXiv:0904.1077](#)].
- [332] T. Gehrmann *et al.*, *Phys. Lett. B* **775**, 185 (2017), [[arXiv:1709.01097](#)].
- [333] J. Currie, T. Gehrmann and J. Niehues, *Phys. Rev. Lett.* **117**, 4, 042001 (2016), [[arXiv:1606.03991](#)].
- [334] J. Currie *et al.*, *JHEP* **07**, 018 (2017), [Erratum: *JHEP* 12, 042 (2020)], [[arXiv:1703.05977](#)].
- [335] J. Niehues and D. M. Walker, *Phys. Lett. B* **788**, 243 (2019), [[arXiv:1807.02529](#)].
- [336] J. Currie, E. W. N. Glover and J. Pires, *Phys. Rev. Lett.* **118**, 7, 072002 (2017), [[arXiv:1611.01460](#)].
- [337] J. Currie *et al.*, *Phys. Rev. Lett.* **119**, 15, 152001 (2017), [[arXiv:1705.10271](#)].
- [338] X. Chen *et al.*, *JHEP* **09**, 025 (2022), [[arXiv:2204.10173](#)].
- [339] T. Gehrmann *et al.*, *JHEP* **01**, 108 (2021), [[arXiv:2009.11310](#)].
- [340] X. Chen *et al.*, *JHEP* **04**, 166 (2020), [[arXiv:1904.01044](#)].
- [341] A. Gehrmann-De Ridder *et al.*, *Phys. Rev. Lett.* **117**, 2, 022001 (2016), [[arXiv:1507.02850](#)].
- [342] A. Gehrmann-De Ridder *et al.*, *JHEP* **07**, 133 (2016), [[arXiv:1605.04295](#)].
- [343] A. Gehrmann-De Ridder *et al.*, *Phys. Rev. Lett.* **120**, 12, 122001 (2018), [[arXiv:1712.07543](#)].

- [344] X. Chen *et al.*, *JHEP* **10**, 066 (2016), [arXiv:1607.08817].
- [345] R. Gauld *et al.*, *Phys. Lett. B* **817**, 136335 (2021), [arXiv:2009.14209].
- [346] R. Gauld *et al.*, *JHEP* **03**, 008 (2022), [arXiv:2110.12992].
- [347] J. Cruz-Martinez *et al.*, *Phys. Lett. B* **781**, 672 (2018), [arXiv:1802.02445].
- [348] M. Czakon, P. Fiedler and A. Mitov, *Phys. Rev. Lett.* **115**, 5, 052001 (2015), [arXiv:1411.3007].
- [349] M. Czakon, D. Heymes and A. Mitov, *Phys. Rev. Lett.* **116**, 8, 082003 (2016), [arXiv:1511.00549].
- [350] M. Czakon *et al.*, *JHEP* **05**, 034 (2016), [arXiv:1601.05375].
- [351] M. Brucherseifer, F. Caola and K. Melnikov, *JHEP* **04**, 059 (2013), [arXiv:1301.7133].
- [352] M. Brucherseifer, F. Caola and K. Melnikov, *Phys. Lett. B* **736**, 58 (2014), [arXiv:1404.7116].
- [353] R. Boughezal *et al.*, *Phys. Rev. Lett.* **115**, 8, 082003 (2015), [arXiv:1504.07922].
- [354] F. Caola, K. Melnikov and M. Schulze, *Phys. Rev. D* **92**, 7, 074032 (2015), [arXiv:1508.02684].
- [355] M. Czakon *et al.*, *JHEP* **10**, 262 (2019), [arXiv:1907.12911].
- [356] H. A. Chawdhry *et al.*, *JHEP* **02**, 057 (2020), [arXiv:1911.00479].
- [357] H. A. Chawdhry *et al.*, *JHEP* **09**, 093 (2021), [arXiv:2105.06940].
- [358] S. Badger *et al.*, *JHEP* **10**, 071 (2023), [arXiv:2304.06682].
- [359] M. Pellen *et al.*, *Eur. Phys. J. C* **82**, 8, 693 (2022), [arXiv:2204.12394].
- [360] M. Czakon, A. Mitov and R. Poncelet, *Phys. Rev. Lett.* **127**, 15, 152001 (2021), [Erratum: *Phys.Rev.Lett.* 129, 119901 (2022)], [arXiv:2106.05331].
- [361] H. B. Hartanto *et al.*, *Phys. Rev. D* **106**, 7, 074016 (2022), [arXiv:2205.01687].
- [362] M. Czakon *et al.*, *Phys. Rev. Lett.* **127**, 16, 162002 (2021), [Erratum: *Phys.Rev.Lett.* 131, 179901 (2023)], [arXiv:2105.04436].
- [363] M. Grazzini, *JHEP* **02**, 043 (2008), [arXiv:0801.3232].
- [364] S. Catani, G. Ferrera and M. Grazzini, *JHEP* **05**, 006 (2010), [arXiv:1002.3115].
- [365] S. Catani *et al.*, *Phys. Rev. Lett.* **108**, 072001 (2012), [Erratum: *Phys. Rev. Lett.* 117, no.8, 089901 (2016)], [arXiv:1110.2375].
- [366] M. Grazzini *et al.*, *Phys. Lett. B* **731**, 204 (2014), [arXiv:1309.7000].
- [367] M. Grazzini, S. Kallweit and D. Rathlev, *JHEP* **07**, 085 (2015), [arXiv:1504.01330].
- [368] M. Grazzini, S. Kallweit and D. Rathlev, *Phys. Lett. B* **750**, 407 (2015), [arXiv:1507.06257].
- [369] M. Grazzini *et al.*, *Phys. Lett. B* **761**, 179 (2016), [arXiv:1604.08576].
- [370] M. Grazzini *et al.*, *JHEP* **08**, 140 (2016), [arXiv:1605.02716].
- [371] M. Grazzini *et al.*, *JHEP* **05**, 139 (2017), [arXiv:1703.09065].
- [372] S. Catani *et al.*, *JHEP* **04**, 142 (2018), [arXiv:1802.02095].
- [373] S. Kallweit and M. Wiesemann, *Phys. Lett. B* **786**, 382 (2018), [arXiv:1806.05941].
- [374] J. M. Campbell *et al.*, *JHEP* **07**, 148 (2016), [arXiv:1603.02663].
- [375] J. M. Campbell, R. K. Ellis and C. Williams, *Phys. Rev. D* **96**, 1, 014037 (2017), [arXiv:1703.10109].
- [376] J. M. Campbell, R. K. Ellis and S. Seth, *JHEP* **06**, 002 (2022), [arXiv:2202.07738].
- [377] G. Ferrera, M. Grazzini and F. Tramontano, *Phys. Rev. Lett.* **107**, 152003 (2011), [arXiv:1107.1164].

- [378] G. Ferrera, M. Grazzini and F. Tramontano, *JHEP* **04**, 039 (2014), [arXiv:1312.1669].
- [379] G. Ferrera, M. Grazzini and F. Tramontano, *Phys. Lett. B* **740**, 51 (2015), [arXiv:1407.4747].
- [380] D. de Florian *et al.*, *JHEP* **09**, 151 (2016), [arXiv:1606.09519].
- [381] M. Grazzini *et al.*, *JHEP* **05**, 059 (2018), [arXiv:1803.02463].
- [382] H. T. Li and J. Wang, *Phys. Lett. B* **765**, 265 (2017), [arXiv:1607.06382].
- [383] H. T. Li, C. S. Li and J. Wang, *Phys. Rev. D* **97**, 7, 074026 (2018), [arXiv:1710.02464].
- [384] S. Kallweit, V. Sotnikov and M. Wiesemann, *Phys. Lett. B* **812**, 136013 (2021), [arXiv:2010.04681].
- [385] R. Boughezal *et al.*, *Eur. Phys. J. C* **77**, 1, 7 (2017), [arXiv:1605.08011].
- [386] R. Boughezal *et al.*, *Phys. Lett. B* **748**, 5 (2015), [arXiv:1505.03893].
- [387] R. Boughezal *et al.*, *Phys. Rev. Lett.* **116**, 15, 152001 (2016), [arXiv:1512.01291].
- [388] R. Boughezal, X. Liu and F. Petriello, *Phys. Rev. D* **94**, 7, 074015 (2016), [arXiv:1602.08140].
- [389] R. Boughezal, X. Liu and F. Petriello, *Phys. Lett. B* **760**, 6 (2016), [arXiv:1602.05612].
- [390] R. Boughezal, X. Liu and F. Petriello, *Phys. Rev. D* **94**, 11, 113009 (2016), [arXiv:1602.06965].
- [391] J. M. Campbell, R. K. Ellis and C. Williams, *JHEP* **06**, 179 (2016), [arXiv:1601.00658].
- [392] J. M. Campbell, R. K. Ellis and C. Williams, *Phys. Rev. Lett.* **118**, 22, 222001 (2017), [arXiv:1612.04333].
- [393] J. M. Campbell, T. Neumann and C. Williams, *JHEP* **11**, 150 (2017), [arXiv:1708.02925].
- [394] J. M. Campbell, R. K. Ellis and S. Seth, *JHEP* **10**, 136 (2019), [arXiv:1906.01020].
- [395] J. Campbell and T. Neumann, *JHEP* **12**, 034 (2019), [arXiv:1909.09117].
- [396] J. Gao, C. S. Li and H. X. Zhu, *Phys. Rev. Lett.* **110**, 4, 042001 (2013), [arXiv:1210.2808].
- [397] Z. L. Liu and J. Gao, *Phys. Rev. D* **98**, 7, 071501 (2018), [arXiv:1807.03835].
- [398] E. L. Berger *et al.*, *Phys. Rev. D* **94**, 7, 071501 (2016), [arXiv:1606.08463].
- [399] E. L. Berger, J. Gao and H. X. Zhu, *JHEP* **11**, 158 (2017), [arXiv:1708.09405].
- [400] V. Del Duca *et al.*, *Phys. Rev. Lett.* **117**, 15, 152004 (2016), [arXiv:1603.08927].
- [401] V. Del Duca *et al.*, *Phys. Rev. D* **94**, 7, 074019 (2016), [arXiv:1606.03453].
- [402] Z. Tulipánt, A. Kardos and G. Somogyi, *Eur. Phys. J. C* **77**, 11, 749 (2017), [arXiv:1708.04093].
- [403] F. Caola *et al.*, *Phys. Rev. D* **97**, 7, 074022 (2018), [arXiv:1712.06954].
- [404] K. Asteriadis *et al.*, *JHEP* **02**, 046 (2022), [arXiv:2110.02818].
- [405] T. Liu, K. Melnikov and A. A. Penin, *Phys. Rev. Lett.* **123**, 12, 122002 (2019), [arXiv:1906.10899].
- [406] F. A. Dreyer and A. Karlberg, *Phys. Rev. D* **99**, 7, 074028 (2019), [arXiv:1811.07918].
- [407] J. Campbell, T. Neumann and Z. Sullivan, *JHEP* **02**, 040 (2021), [arXiv:2012.01574].
- [408] S. Amoroso *et al.*, in “11th Les Houches Workshop on Physics at TeV Colliders: PhysTeV Les Houches,” (2020), [arXiv:2003.01700].
- [409] S. Camarda *et al.*, *Eur. Phys. J. C* **80**, 3, 251 (2020), [Erratum: *Eur.Phys.J.C* 80, 440 (2020)], [arXiv:1910.07049].
- [410] R. Gavin *et al.*, *Comput. Phys. Commun.* **182**, 2388 (2011), [arXiv:1011.3540].
- [411] S. Camarda *et al.*, *Eur. Phys. J. C* **82**, 5, 492 (2022), [arXiv:2202.10343].

- [412] R. V. Harlander, S. Liebler and H. Mantler, *Comput. Phys. Commun.* **184**, 1605 (2013), [[arXiv:1212.3249](#)].
- [413] A. Huss *et al.* (NNLOJET) (2025), [[arXiv:2503.22804](#)].
- [414] T. Carli *et al.*, *Eur. Phys. J. C* **66**, 503 (2010), [[arXiv:0911.2985](#)].
- [415] T. Kluge, K. Rabbertz and M. Wobisch, in “14th International Workshop on Deep Inelastic Scattering (DIS 2006),” 483, Tsukuba, Japan, April 20-24 (2006), [[hep-ph/0609285](#)].
- [416] D. Britzger *et al.*, in “Proceedings, XX. International Workshop on Deep-Inelastic Scattering and Related Subjects (DIS 2012),” 217, Bonn, Germany, March 26-30 (2012), [[arXiv:1208.3641](#)].
- [417] S. Carrazza *et al.*, *JHEP* **12**, 108 (2020), [[arXiv:2008.12789](#)].
- [418] M. Czakon, D. Heymes and A. Mitov (2017), [[arXiv:1704.08551](#)].
- [419] D. Britzger *et al.*, *Eur. Phys. J. C* **79**, 10, 845 (2019), [Erratum: *Eur.Phys.J.C* 81, 957 (2021)], [[arXiv:1906.05303](#)].
- [420] D. Britzger *et al.*, *Eur. Phys. J. C* **82**, 10, 930 (2022), [[arXiv:2207.13735](#)].
- [421] D. Maître, *J. Phys. Conf. Ser.* **1525**, 1, 012014 (2020).
- [422] D. Maître, G. Heinrich and M. Johnson, *PoS LL2016*, 016 (2016), [[arXiv:1607.06259](#)].
- [423] Y. L. Dokshitzer, D. Diakonov and S. I. Troian, *Phys. Rept.* **58**, 269 (1980).
- [424] G. Parisi and R. Petronzio, *Nucl. Phys. B* **154**, 427 (1979).
- [425] G. Curci, M. Greco and Y. Srivastava, *Nucl. Phys. B* **159**, 451 (1979).
- [426] A. Bassetto, M. Ciafaloni and G. Marchesini, *Nucl. Phys. B* **163**, 477 (1980).
- [427] J. C. Collins and D. E. Soper, *Nucl. Phys. B* **193**, 381 (1981), [Erratum: *Nucl. Phys.B*213,545(1983)].
- [428] J. C. Collins and D. E. Soper, *Nucl. Phys. B* **197**, 446 (1982).
- [429] J. Kodaira and L. Trentadue, *Phys. Lett. B* **112B**, 66 (1982).
- [430] J. Kodaira and L. Trentadue, *Phys. Lett. B* **123**, 335 (1983).
- [431] J. C. Collins, D. E. Soper and G. F. Sterman, *Nucl. Phys. B* **250**, 199 (1985).
- [432] S. Catani *et al.*, *Nucl. Phys. B* **407**, 3 (1993).
- [433] C. W. Bauer *et al.*, *Phys. Rev. D* **63**, 114020 (2001), [[hep-ph/0011336](#)].
- [434] C. W. Bauer, D. Pirjol and I. W. Stewart, *Phys. Rev. D* **65**, 054022 (2002), [[hep-ph/0109045](#)].
- [435] T. Becher, A. Broggio and A. Ferroglia, *Lect. Notes Phys.* **896**, pp.1 (2015), [[arXiv:1410.1892](#)].
- [436] S. Catani *et al.*, *Phys. Lett. B* **269**, 432 (1991).
- [437] N. Brown and W. J. Stirling, *Phys. Lett. B* **252**, 657 (1990).
- [438] W. Bartel *et al.* (JADE), *Z. Phys.* **33**, 23 (1986), [[53\(1986\)](#)].
- [439] N. Kidonakis, G. Oderda and G. F. Sterman, *Nucl. Phys. B* **531**, 365 (1998), [[hep-ph/9803241](#)].
- [440] R. Bonciani *et al.*, *Phys. Lett. B* **575**, 268 (2003), [[hep-ph/0307035](#)].
- [441] A. Banfi, G. P. Salam and G. Zanderighi, *JHEP* **03**, 073 (2005), [[hep-ph/0407286](#)].
- [442] D. de Florian and M. Grazzini, *Phys. Rev. Lett.* **85**, 4678 (2000), [[hep-ph/0008152](#)].
- [443] G. Bozzi *et al.*, *Nucl. Phys. B* **737**, 73 (2006), [[hep-ph/0508068](#)]; <http://theory.fi.infn.it/grazzini/codes.html>.
- [444] G. Bozzi *et al.*, *Phys. Lett. B* **696**, 207 (2011), [[arXiv:1007.2351](#)].

- [445] T. Becher and M. Neubert, *Eur. Phys. J. C* **71**, 1665 (2011), [arXiv:1007.4005].
- [446] <http://cute.hepforge.org/>.
- [447] D. de Florian *et al.*, *JHEP* **06**, 132 (2012), [arXiv:1203.6321]; <http://theory.fi.infn.it/grazzini/codes.html>.
- [448] C. Balazs and C. P. Yuan, *Phys. Rev. D* **56**, 5558 (1997), [hep-ph/9704258].
- [449] A. Banfi *et al.*, *Phys. Lett. B* **715**, 152 (2012), [arXiv:1205.4760].
- [450] M. Grazzini *et al.*, *JHEP* **08**, 154 (2015), [arXiv:1507.02565].
- [451] D. de Florian and M. Grazzini, *Nucl. Phys. B* **704**, 387 (2005), [hep-ph/0407241].
- [452] T. Becher and G. Bell, *JHEP* **11**, 126 (2012), [arXiv:1210.0580].
- [453] A. Banfi *et al.*, *Phys. Rev. Lett.* **109**, 202001 (2012), [arXiv:1206.4998]; T. Becher, M. Neubert and L. Rothen, *JHEP* **10**, 125 (2013), [arXiv:1307.0025].
- [454] I. W. Stewart *et al.*, *Phys. Rev. D* **89**, 5, 054001 (2014), [arXiv:1307.1808].
- [455] J. M. Campbell *et al.*, *JHEP* **04**, 106 (2023), [arXiv:2301.11768].
- [456] I. W. Stewart, F. J. Tackmann and W. J. Waalewijn, *Phys. Rev. Lett.* **106**, 032001 (2011), [arXiv:1005.4060].
- [457] Y.-T. Chien *et al.*, *Phys. Rev. D* **87**, 1, 014010 (2013), [arXiv:1208.0010]; T. T. Jouttenus *et al.*, *Phys. Rev. D* **88**, 5, 054031 (2013), [arXiv:1302.0846].
- [458] M. Dasgupta *et al.*, *JHEP* **10**, 126 (2012), [arXiv:1207.1640].
- [459] V. Ahrens *et al.*, *JHEP* **09**, 097 (2010), [arXiv:1003.5827].
- [460] M. Aliev *et al.*, *Comput. Phys. Commun.* **182**, 1034 (2011), [arXiv:1007.1327].
- [461] N. Kidonakis, *Phys. Rev. D* **82**, 114030 (2010), [arXiv:1009.4935].
- [462] T. Becher, C. Lorentzen and M. D. Schwartz, *Phys. Rev. Lett.* **108**, 012001 (2012), [arXiv:1106.4310].
- [463] T. Becher *et al.*, *Eur. Phys. J. C* **75**, 4, 154 (2015), [arXiv:1412.8408].
- [464] E. Gerwick *et al.*, *JHEP* **02**, 106 (2015), [arXiv:1411.7325].
- [465] A. Banfi *et al.*, *JHEP* **05**, 102 (2015), [arXiv:1412.2126].
- [466] T. Becher and M. D. Schwartz, *JHEP* **07**, 034 (2008), [arXiv:0803.0342].
- [467] A. H. Hoang *et al.*, *Phys. Rev. D* **91**, 9, 094017 (2015), [arXiv:1411.6633].
- [468] Y.-T. Chien and M. D. Schwartz, *JHEP* **08**, 058 (2010), [arXiv:1005.1644].
- [469] W. Bizon *et al.*, *JHEP* **02**, 108 (2018), [arXiv:1705.09127].
- [470] X. Chen *et al.*, *Phys. Lett. B* **788**, 425 (2019), [arXiv:1805.00736].
- [471] E. Re, L. Rottoli and P. Torrielli, *JHEP* **2109**, 108 (2021), [arXiv:2104.07509].
- [472] T. Neumann and J. Campbell, *Phys. Rev. D* **107**, 1, L011506 (2023), [arXiv:2207.07056].
- [473] S. Camarda, L. Cieri and G. Ferrera, *Phys. Rev. D* **104**, 11, L111503 (2021), [arXiv:2103.04974].
- [474] G. Billis, J. K. L. Michel and F. J. Tackmann, *JHEP* **02**, 170 (2025), [arXiv:2411.16004].
- [475] P. Cal *et al.*, *Phys. Rev. D* **110**, 7, 076005 (2024), [arXiv:2306.16458].
- [476] W. Bizon *et al.*, *Eur. Phys. J. C* **79**, 10, 868 (2019), [arXiv:1905.05171].
- [477] S. Kallweit *et al.*, *JHEP* **12**, 147 (2020), [arXiv:2004.07720].
- [478] J. M. Campbell *et al.*, *JHEP* **03**, 080 (2023), [arXiv:2210.10724].

- [479] M. Wiesemann, L. Rottoli and P. Torrielli, *Phys. Lett. B* **809**, 135718 (2020), [[arXiv:2006.09338](#)].
- [480] T. Neumann, *Eur. Phys. J. C* **81**, 10, 905 (2021), [[arXiv:2107.12478](#)].
- [481] A. Banfi *et al.*, *JHEP* **04**, 049 (2016), [[arXiv:1511.02886](#)].
- [482] S. Catani *et al.*, *Nucl. Phys. B* **888**, 75 (2014), [[arXiv:1405.4827](#)].
- [483] S. Alioli *et al.*, *Phys. Rev. D* **109**, 9, 094009 (2024), [[arXiv:2312.06496](#)].
- [484] A. J. Larkoski and I. Moult, *Phys. Rev. D* **93**, 014017 (2016), [[arXiv:1510.08459](#)].
- [485] G. Lustermands, W. J. Waalewijn and L. Zeune, *Phys. Lett. B* **762**, 447 (2016), [[arXiv:1605.02740](#)].
- [486] C. Muselli, S. Forte and G. Ridolfi, *JHEP* **03**, 106 (2017), [[arXiv:1701.01464](#)].
- [487] W. Bizoń *et al.*, *JHEP* **12**, 132 (2018), [[arXiv:1805.05916](#)].
- [488] M. Bonvini and S. Marzani, *Phys. Rev. Lett.* **120**, 20, 202003 (2018), [[arXiv:1802.07758](#)].
- [489] M. Procura, W. J. Waalewijn and L. Zeune, *JHEP* **10**, 098 (2018), [[arXiv:1806.10622](#)].
- [490] G. Lustermands *et al.*, *JHEP* **03**, 124 (2019), [[arXiv:1901.03331](#)].
- [491] P. F. Monni, L. Rottoli and P. Torrielli, *Phys. Rev. Lett.* **124**, 25, 252001 (2020), [[arXiv:1909.04704](#)].
- [492] T. Becher and T. Neumann, *JHEP* **03**, 199 (2021), [[arXiv:2009.11437](#)].
- [493] M. Dasgupta *et al.*, *JHEP* **09**, 029 (2013), [[arXiv:1307.0007](#)].
- [494] A. J. Larkoski *et al.*, *JHEP* **05**, 146 (2014), [[arXiv:1402.2657](#)].
- [495] A. J. Larkoski, I. Moult and B. Nachman, *Phys. Rept.* **841**, 1 (2020), [[arXiv:1709.04464](#)].
- [496] S. Marzani, G. Soyez and M. Spannowsky **958** (2019), [*Lect. Notes Phys.*958,pp.(2019)], [[arXiv:1901.10342](#)].
- [497] R. Kogler *et al.*, *Rev. Mod. Phys.* **91**, 4, 045003 (2019), [[arXiv:1803.06991](#)].
- [498] Yu.L. Dokshitzer *et al.*, “*Basics of perturbative QCD*,” Gif-sur-Yvette, France: Éditions frontières (1991), see also <http://www.lpthe.jussieu.fr/~yuri/BPQCD/cover.html>.
- [499] T. Sjostrand *et al.*, *Comput. Phys. Commun.* **135**, 238 (2001), [[hep-ph/0010017](#)].
- [500] T. Sjostrand, S. Mrenna and P. Z. Skands, *JHEP* **05**, 026 (2006), [[hep-ph/0603175](#)]; <http://projects.hepforge.org/pythia6/>.
- [501] T. Sjostrand *et al.*, *Comput. Phys. Commun.* **191**, 159 (2015), [[arXiv:1410.3012](#)]; <http://home.thep.lu.se/~torbjorn/Pythia.html>.
- [502] B. R. Webber, *Nucl. Phys. B* **238**, 492 (1984).
- [503] G. Corcella *et al.*, *JHEP* **01**, 010 (2001), [[hep-ph/0011363](#)]; <http://www.hep.phy.cam.ac.uk/theory/webber/Herwig/>.
- [504] M. Bahr *et al.*, *Eur. Phys. J. C* **58**, 639 (2008), [[arXiv:0803.0883](#)]; <http://projects.hepforge.org/herwig/>.
- [505] T. Gleisberg *et al.*, *JHEP* **02**, 007 (2009), [[arXiv:0811.4622](#)].
- [506] L. Lonnblad, *Comput. Phys. Commun.* **71**, 15 (1992).
- [507] J. Bellm *et al.*, *Eur. Phys. J. C* **80**, 2, 93 (2020), [[arXiv:1903.12563](#)].
- [508] B. Andersson *et al.*, *Phys. Rept.* **97**, 31 (1983).
- [509] T. Sjostrand, *Nucl. Phys. B* **248**, 469 (1984).
- [510] T. Sjostrand and M. van Zijl, *Phys. Rev. D* **36**, 2019 (1987).

- [511] S. Catani *et al.*, *JHEP* **11**, 063 (2001), [[hep-ph/0109231](#)].
- [512] J. Alwall *et al.*, *Eur. Phys. J. C* **53**, 473 (2008), [[arXiv:0706.2569](#)].
- [513] S. Frixione and B. R. Webber, *JHEP* **06**, 029 (2002), [[hep-ph/0204244](#)].
- [514] P. Nason, *JHEP* **11**, 040 (2004), [[hep-ph/0409146](#)].
- [515] S. Alioli *et al.*, *JHEP* **06**, 043 (2010), [[arXiv:1002.2581](#)]; <http://powhegbox.mib.infn.it/>.
- [516] S. Plätzer, *JHEP* **08**, 114 (2013), [[arXiv:1211.5467](#)]; R. Frederix and S. Frixione, *JHEP* **12**, 061 (2012), [[arXiv:1209.6215](#)]; K. Hamilton *et al.*, *JHEP* **05**, 082 (2013), [[arXiv:1212.4504](#)].
- [517] P. F. Monni *et al.*, *JHEP* **05**, 143 (2020), [[arXiv:1908.06987](#)].
- [518] S. Alioli *et al.*, *JHEP* **06**, 089 (2014), [[arXiv:1311.0286](#)].
- [519] K. Hamilton *et al.*, *JHEP* **10**, 222 (2013), [[arXiv:1309.0017](#)].
- [520] A. Karlberg, E. Re and G. Zanderighi, *JHEP* **09**, 134 (2014), [[arXiv:1407.2940](#)]; S. Höche, Y. Li and S. Prestel, *Phys. Rev. D* **91**, 7, 074015 (2015), [[arXiv:1405.3607](#)]; S. Höche, Y. Li and S. Prestel, *Phys. Rev. D* **90**, 5, 054011 (2014), [[arXiv:1407.3773](#)]; S. Alioli *et al.*, *Phys. Rev. D* **92**, 9, 094020 (2015), [[arXiv:1508.01475](#)]; S. Alioli *et al.*, *Phys. Rev. D* **104**, 9, 094020 (2021), [[arXiv:2102.08390](#)]; S. Alioli *et al.*, *JHEP* **05**, 128 (2023), [[arXiv:2301.11875](#)].
- [521] C. Biello *et al.*, *Eur. Phys. J. C* **84**, 5, 479 (2024), [[arXiv:2402.04025](#)].
- [522] W. Astill *et al.*, *JHEP* **06**, 154 (2016), [[arXiv:1603.01620](#)].
- [523] W. Astill *et al.*, *JHEP* **11**, 157 (2018), [[arXiv:1804.08141](#)].
- [524] E. Re, M. Wiesemann and G. Zanderighi, *JHEP* **12**, 121 (2018), [[arXiv:1805.09857](#)].
- [525] S. Alioli *et al.*, *Phys. Rev. D* **100**, 9, 096016 (2019), [[arXiv:1909.02026](#)].
- [526] D. Lombardi, M. Wiesemann and G. Zanderighi, *JHEP* **06**, 095 (2021), [[arXiv:2010.10478](#)].
- [527] D. Lombardi, M. Wiesemann and G. Zanderighi, *Phys. Lett. B* **824**, 136846 (2022), [[arXiv:2108.11315](#)].
- [528] S. Alioli *et al.*, *JHEP* **04**, 041 (2021), [[arXiv:2010.10498](#)].
- [529] D. Lombardi, M. Wiesemann and G. Zanderighi, *JHEP* **11**, 230 (2021), [[arXiv:2103.12077](#)].
- [530] S. Alioli *et al.*, *Phys. Lett. B* **818**, 136380 (2021), [[arXiv:2103.01214](#)].
- [531] S. Alioli *et al.*, *JHEP* **06**, 205 (2022), [[arXiv:2212.10489](#)].
- [532] J. M. Lindert *et al.*, *JHEP* **11**, 036 (2022), [[arXiv:2208.12660](#)].
- [533] A. Gavardi, C. Oleari and E. Re, *JHEP* **09**, 061 (2022), [[arXiv:2204.12602](#)].
- [534] L. Buonocore *et al.*, *JHEP* **01**, 072 (2022), [[arXiv:2108.05337](#)].
- [535] U. Haisch *et al.*, *JHEP* **07**, 054 (2022), [[arXiv:2204.00663](#)].
- [536] S. Zanolini *et al.*, *JHEP* **07**, 008 (2022), [[arXiv:2112.04168](#)].
- [537] A. Gavardi *et al.*, *JHEP* **12**, 069 (2023), [[arXiv:2308.11577](#)].
- [538] S. Alioli, G. Marinelli and D. Napoletano, *JHEP* **09**, 206 (2025), [[arXiv:2507.08558](#)].
- [539] J. Mazitelli *et al.*, *Phys. Rev. Lett.* **127**, 6, 062001 (2021), [[arXiv:2012.14267](#)].
- [540] J. Mazitelli *et al.*, *JHEP* **04**, 079 (2022), [[arXiv:2112.12135](#)].
- [541] J. Mazitelli *et al.*, *Phys. Lett. B* **843**, 137991 (2023), [[arXiv:2302.01645](#)].
- [542] C. Biello *et al.*, *JHEP* **04**, 088 (2025), [[arXiv:2412.09510](#)].
- [543] J. Mazitelli, V. Sotnikov and M. Wiesemann, *Phys. Rev. D* **112**, 5, 056031 (2025), [[arXiv:2404.08598](#)].

- [544] B. K. El-Menoufi *et al.*, *JHEP* **11**, 045 (2025), [arXiv:2412.14242].
- [545] M. Dasgupta *et al.*, *JHEP* **09**, 033 (2018), [Erratum: *JHEP* **03**, 083 (2020)], [arXiv:1805.09327].
- [546] L. Hartgring, E. Laenen and P. Skands, *JHEP* **10**, 127 (2013), [arXiv:1303.4974].
- [547] H. T. Li and P. Skands, *Phys. Lett. B* **771**, 59 (2017), [arXiv:1611.00013].
- [548] S. Höche and S. Prestel, *Phys. Rev. D* **96**, 7, 074017 (2017), [arXiv:1705.00742].
- [549] F. Dulat, S. Höche and S. Prestel, *Phys. Rev. D* **98**, 7, 074013 (2018), [arXiv:1805.03757].
- [550] A. Banfi, B. K. El-Menoufi and P. F. Monni, *JHEP* **01**, 083 (2019), [arXiv:1807.11487].
- [551] G. Bewick *et al.*, *JHEP* **04**, 019 (2020), [arXiv:1904.11866].
- [552] M. Dasgupta *et al.*, *Phys. Rev. Lett.* **125**, 5, 052002 (2020), [arXiv:2002.11114].
- [553] K. Hamilton *et al.*, *JHEP* **03**, 041, 041 (2021), [arXiv:2011.10054].
- [554] J. R. Forshaw, J. Holguin and S. Plätzer, *JHEP* **09**, 014 (2020), [arXiv:2003.06400].
- [555] Z. Nagy and D. E. Soper, *Phys. Rev. D* **104**, 5, 054049 (2021), [arXiv:2011.04773].
- [556] Z. Nagy and D. E. Soper (2020), [arXiv:2011.04777].
- [557] A. Karlberg *et al.*, *Eur. Phys. J. C* **81**, 8, 681 (2021), [arXiv:2103.16526].
- [558] K. Hamilton *et al.*, *JHEP* **03**, 193 (2022), [arXiv:2111.01161].
- [559] F. Herren *et al.*, *JHEP* **10**, 091 (2023), [arXiv:2208.06057].
- [560] Z. Nagy and D. E. Soper, *Phys. Rev. D* **106**, 1, 014024 (2022), [arXiv:2204.05631].
- [561] M. van Beekveld *et al.*, *JHEP* **11**, 019 (2022), [arXiv:2205.02237].
- [562] M. van Beekveld *et al.*, *JHEP* **11**, 020 (2022), [arXiv:2207.09467].
- [563] M. van Beekveld and S. Ferrario Ravasio, *JHEP* **02**, 001 (2024), [arXiv:2305.08645].
- [564] S. Höche, F. Krauss and D. Reichelt, *Phys. Rev. D* **111**, 9, 094032 (2025), [arXiv:2404.14360].
- [565] S. Ferrario Ravasio *et al.*, *Phys. Rev. Lett.* **131**, 16, 161906 (2023), [arXiv:2307.11142].
- [566] M. van Beekveld *et al.*, *SciPost Phys. Codeb.* **2024**, 31 (2024), [arXiv:2312.13275].
- [567] M. van Beekveld *et al.*, *Phys. Rev. Lett.* **134**, 1, 011901 (2025), [arXiv:2406.02661].
- [568] M. Cacciari *et al.*, *JHEP* **04**, 068 (2004), [hep-ph/0303085].
- [569] M. Cacciari and N. Houdeau, *JHEP* **09**, 039 (2011), [arXiv:1105.5152].
- [570] A. David and G. Passarino, *Phys. Lett. B* **726**, 266 (2013), [arXiv:1307.1843].
- [571] E. Bagnaschi *et al.*, *JHEP* **02**, 133 (2015), [arXiv:1409.5036].
- [572] C. Duhr *et al.*, *JHEP* **09**, 122 (2021), [arXiv:2106.04585].
- [573] A. Ghosh *et al.*, *SciPost Phys. Core* **6**, 045 (2023), [arXiv:2210.15167].
- [574] T. Cridge, G. Marinelli and F. J. Tackmann, *JHEP* **12**, 043 (2025), [arXiv:2506.13874].
- [575] M. A. Lim and R. Poncelet, *Phys. Rev. D* **112**, 11, L111901 (2025), [arXiv:2412.14910].
- [576] T. Generet *et al.*, *JHEP* **08**, 015 (2025), [arXiv:2503.21866].
- [577] G. Soyez *et al.*, *Phys. Rev. Lett.* **110**, 16, 162001 (2013), [arXiv:1211.2811].
- [578] M. Dasgupta and G. P. Salam, *J. Phys. G* **30**, R143 (2004), [hep-ph/0312283].
- [579] C. Bierlich *et al.*, *SciPost Phys.* **8**, 026 (2020), [arXiv:1912.05451].
- [580] S. Moretti, L. Lonnblad and T. Sjostrand, *JHEP* **08**, 001 (1998), [hep-ph/9804296].
- [581] G. P. Salam, *Eur. Phys. J. C* **67**, 637 (2010), [arXiv:0906.1833].

- [582] S. D. Ellis *et al.*, *Prog. Part. Nucl. Phys.* **60**, 484 (2008), [arXiv:0712.2447].
- [583] M. Cacciari, *Int. J. Mod. Phys. A* **30**, 31, 1546001 (2015), [arXiv:1509.02272].
- [584] G. P. Salam and G. Soyez, *JHEP* **05**, 086 (2007), [arXiv:0704.0292].
- [585] S. Catani *et al.*, *Nucl. Phys. B* **406**, 187 (1993).
- [586] S. D. Ellis and D. E. Soper, *Phys. Rev. D* **48**, 3160 (1993), [hep-ph/9305266].
- [587] Y. L. Dokshitzer *et al.*, *JHEP* **08**, 001 (1997), [hep-ph/9707323].
- [588] M. Wobisch and T. Wengler, in “Monte Carlo generators for HERA physics. Proceedings, Workshop, Hamburg, Germany, 1998-1999,” 270–279 (1998), [hep-ph/9907280].
- [589] M. Cacciari, G. P. Salam and G. Soyez, *JHEP* **04**, 063 (2008), [arXiv:0802.1189].
- [590] S. Bethke *et al.*, *Nucl. Phys. B* **370**, 310 (1992), [Erratum: *Nucl. Phys. B* 523, 681 (1998)].
- [591] M. Cacciari and G. P. Salam, *Phys. Lett. B* **641**, 57 (2006), [hep-ph/0512210]; M. Cacciari, G. P. Salam and G. Soyez, *Eur. Phys. J. C* **72**, 1896 (2012), [arXiv:1111.6097].
- [592] A. Banfi, G. P. Salam and G. Zanderighi, *Eur. Phys. J. C* **47**, 113 (2006), [hep-ph/0601139].
- [593] A. Banfi, G. P. Salam and G. Zanderighi, *JHEP* **07**, 026 (2007), [arXiv:0704.2999].
- [594] M. Czakon, A. Mitov and R. Poncelet, *JHEP* **04**, 138 (2023), [arXiv:2205.11879].
- [595] R. Gauld, A. Huss and G. Stagnitto, *Phys. Rev. Lett.* **130**, 16, 161901 (2023), [arXiv:2208.11138].
- [596] S. Caletti *et al.*, *JHEP* **10**, 158 (2022), [arXiv:2205.01117].
- [597] F. Caola *et al.*, *Phys. Rev. D* **108**, 9, 094010 (2023), [arXiv:2306.07314].
- [598] A. Behring *et al.*, *JHEP* **09**, 149 (2025), [arXiv:2506.13449].
- [599] S. Brandt *et al.*, *Phys. Lett.* **12**, 57 (1964).
- [600] E. Farhi, *Phys. Rev. Lett.* **39**, 1587 (1977).
- [601] O. Biebel, *Phys. Rept.* **340**, 165 (2001).
- [602] S. Kluth, *Rept. Prog. Phys.* **69**, 1771 (2006), [hep-ex/0603011].
- [603] C. L. Basham *et al.*, *Phys. Rev. Lett.* **41**, 1585 (1978).
- [604] A. Ali, E. Pietarinen and W. J. Stirling, *Phys. Lett. B* **141B**, 447 (1984).
- [605] I. W. Stewart, F. J. Tackmann and W. J. Waalewijn, *Phys. Rev. Lett.* **105**, 092002 (2010), [arXiv:1004.2489].
- [606] A. Banfi, G. P. Salam and G. Zanderighi, *JHEP* **08**, 062 (2004), [hep-ph/0407287].
- [607] A. Banfi, G. P. Salam and G. Zanderighi, *JHEP* **06**, 038 (2010), [arXiv:1001.4082].
- [608] T. Becher, X. Garcia i Tormo and J. Piclum, *Phys. Rev. D* **93**, 5, 054038 (2016), [Erratum: *Phys. Rev. D* 93, no. 7, 079905 (2016)], [arXiv:1512.00022].
- [609] A. Gao *et al.*, *Phys. Rev. Lett.* **123**, 6, 062001 (2019), [arXiv:1901.04497].
- [610] T. Aaltonen *et al.* (CDF), *Phys. Rev. D* **83**, 112007 (2011), [arXiv:1103.5143].
- [611] G. Aad *et al.* (ATLAS), *Eur. Phys. J. C* **72**, 2211 (2012), [arXiv:1206.2135].
- [612] G. Aad *et al.* (ATLAS), *Phys. Rev. D* **88**, 3, 032004 (2013), [arXiv:1207.6915].
- [613] G. Aad *et al.* (ATLAS), *Phys. Lett. B* **750**, 427 (2015), [arXiv:1508.01579].
- [614] G. Aad *et al.* (ATLAS), *Eur. Phys. J. C* **76**, 7, 375 (2016), [arXiv:1602.08980].
- [615] M. Aaboud *et al.* (ATLAS), *Eur. Phys. J. C* **77**, 12, 872 (2017), [arXiv:1707.02562].
- [616] M. Aaboud *et al.* (ATLAS), *Phys. Rev. D* **98**, 9, 092004 (2018), [arXiv:1805.04691].

- [617] G. Aad *et al.* (ATLAS), *JHEP* **07**, 085 (2023), [arXiv:2301.09351].
- [618] V. Khachatryan *et al.* (CMS), *Phys. Lett. B* **699**, 48 (2011), [arXiv:1102.0068].
- [619] S. Chatrchyan *et al.* (CMS), *Phys. Lett. B* **722**, 238 (2013), [arXiv:1301.1646].
- [620] V. Khachatryan *et al.* (CMS), *JHEP* **10**, 87 (2014), [arXiv:1407.2856].
- [621] A. M. Sirunyan *et al.* (CMS), *JHEP* **12**, 117 (2018), [arXiv:1811.00588].
- [622] A. Ali and G. Kramer, *Eur. Phys. J. H* **36**, 245 (2011), [arXiv:1012.2288].
- [623] S. Chatrchyan *et al.* (CMS), *Phys. Lett. B* **730**, 243 (2014), [arXiv:1310.0878].
- [624] G. Aad *et al.* (ATLAS), *Phys. Rev. D* **83**, 052003 (2011), [arXiv:1101.0070].
- [625] S. Chatrchyan *et al.* (CMS), *JHEP* **06**, 160 (2012), [arXiv:1204.3170].
- [626] B. B. Abelev *et al.* (ALICE), *Phys. Rev. D* **91**, 11, 112012 (2015), [arXiv:1411.4969].
- [627] G. Aad *et al.* (ATLAS), *Eur. Phys. J. C* **73**, 12, 2676 (2013), [arXiv:1307.5749].
- [628] C. Glasman (H1, ZEUS), *Nucl. Phys. Proc. Suppl.* **191**, 121 (2009), [arXiv:0812.0757].
- [629] T. Carli, K. Rabbertz and S. Schumann, in T. Schörner-Sadenius, editor, “The Large Hadron Collider: Harvest of Run 1,” 139–194 (2015), [arXiv:1506.03239].
- [630] P. Gras *et al.*, *JHEP* **07**, 091 (2017), [arXiv:1704.03878].
- [631] A. Abdesselam *et al.*, *Eur. Phys. J. C* **71**, 1661 (2011), [arXiv:1012.5412].
- [632] D. Krohn, J. Thaler and L.-T. Wang, *JHEP* **02**, 084 (2010), [arXiv:0912.1342].
- [633] A. Altheimer *et al.*, *J. Phys. G* **39**, 063001 (2012), [arXiv:1201.0008].
- [634] A. Altheimer *et al.*, *Eur. Phys. J. C* **74**, 3, 2792 (2014), [arXiv:1311.2708].
- [635] P. C. Stichel and W. J. Zakrzewski, *Eur. Phys. J. C* **75**, 1, 9 (2015), [arXiv:1409.1363].
- [636] D. Adams *et al.*, *Eur. Phys. J. C* **75**, 9, 409 (2015), [arXiv:1504.00679].
- [637] L. de Oliveira *et al.*, *JHEP* **07**, 069 (2016), [arXiv:1511.05190].
- [638] F. A. Dreyer, G. P. Salam and G. Soyez, *JHEP* **12**, 064 (2018), [arXiv:1807.04758].
- [639] G. Aad *et al.* (ATLAS), *Phys. Rev. Lett.* **124**, 22, 222002 (2020), [arXiv:2004.03540].
- [640] G. Louppe *et al.*, *JHEP* **01**, 057 (2019), [arXiv:1702.00748].
- [641] D. Guest, K. Cranmer and D. Whiteson, *Ann. Rev. Nucl. Part. Sci.* **68**, 161 (2018), [arXiv:1806.11484].
- [642] A. Butter *et al.*, *SciPost Phys.* **7**, 014 (2019), [arXiv:1902.09914].
- [643] P. T. Komiske, E. M. Metodiev and J. Thaler, *JHEP* **01**, 121 (2019), [arXiv:1810.05165].
- [644] T. Schorner-Sadenius, *Eur. Phys. J. C* **72**, 2060 (2012), [Erratum: *Eur. Phys. J. C* **72**, 2133(2012)].
- [645] J. M. Campbell, J. W. Huston and W. J. Stirling, *Rept. Prog. Phys.* **70**, 89 (2007), [hep-ph/0611148].
- [646] M. L. Mangano, *Phys. Usp.* **53**, 109 (2010), [Usp. Fiz. Nauk **180**, 113(2010)].
- [647] J. M. Butterworth, G. Dissertori and G. P. Salam, *Ann. Rev. Nucl. Part. Sci.* **62**, 387 (2012), [arXiv:1202.0583].
- [648] S. Chekanov *et al.* (ZEUS), *Nucl. Phys. B* **792**, 1 (2008), [arXiv:0707.3749].
- [649] S. Chekanov *et al.* (ZEUS), *Phys. Rev. D* **76**, 072011 (2007), [arXiv:0706.3809].
- [650] A. Aktas *et al.* (H1), *Phys. Lett. B* **639**, 21 (2006), [hep-ex/0603014].
- [651] H. Abramowicz *et al.* (ZEUS), *Eur. Phys. J. C* **71**, 1659 (2011), [arXiv:1104.5444].

- [652] H. Abramowicz *et al.* (ZEUS), Nucl. Phys. B **864**, 1 (2012), [arXiv:1205.6153].
- [653] F. D. Aaron *et al.* (H1), Eur. Phys. J. C **65**, 363 (2010), [arXiv:0904.3870].
- [654] F. D. Aaron *et al.* (H1), Eur. Phys. J. C **54**, 389 (2008), [arXiv:0711.2606].
- [655] S. Chekanov *et al.* (ZEUS), Eur. Phys. J. C **52**, 515 (2007), [arXiv:0707.3093].
- [656] S. Chekanov *et al.* (ZEUS), Phys. Rev. D **78**, 032004 (2008), [arXiv:0802.3955].
- [657] H. Abramowicz *et al.* (ZEUS), Eur. Phys. J. C **70**, 965 (2010), [arXiv:1010.6167].
- [658] H. Abramowicz *et al.* (ZEUS), Phys. Lett. B **691**, 127 (2010), [arXiv:1003.2923].
- [659] S. Chekanov *et al.* (ZEUS), Phys. Rev. D **85**, 052008 (2012), [arXiv:0808.3783].
- [660] F. D. Aaron *et al.* (H1), Eur. Phys. J. C **67**, 1 (2010), [arXiv:0911.5678].
- [661] V. Andreev *et al.* (H1), Eur. Phys. J. C **75**, 2, 65 (2015), [arXiv:1406.4709].
- [662] V. Andreev *et al.* (H1), Eur. Phys. J. C **77**, 11, 791 (2017), [Erratum: Eur. Phys. J. **C81**, 8, 738 (2021)], [arXiv:1709.07251].
- [663] G. Aad *et al.* (ATLAS), Phys. Rept. **1116**, 127 (2025), [arXiv:2404.10674].
- [664] G. Aad *et al.* (ATLAS), Phys. Rept. **1116**, 57 (2025), [arXiv:2404.06829].
- [665] G. Aad *et al.* (ATLAS), Phys. Rept. **1116**, 4 (2025), [arXiv:2404.05498].
- [666] A. Hayrapetyan *et al.* (CMS), Phys. Rept. **1115**, 3 (2025), [arXiv:2405.18661].
- [667] A. Hayrapetyan *et al.* (CMS), Phys. Rept. **1115**, 116 (2025), [arXiv:2403.01313].
- [668] <http://twiki.cern.ch/twiki/bin/view/CMSPublic/PhysicsResultsCombined>.
- [669] <http://atlas.web.cern.ch/Atlas/GROUPS/PHYSICS/CombinedSummaryPlots/SM>.
- [670] A. Abulencia *et al.* (CDF), Phys. Rev. D **75**, 092006 (2007), [Erratum: Phys. Rev.D75,119901(2007)], [hep-ex/0701051].
- [671] T. Aaltonen *et al.* (CDF), Phys. Rev. D **78**, 052006 (2008), [Erratum: Phys. Rev.D79,119902(2009)], [arXiv:0807.2204].
- [672] V. M. Abazov *et al.* (D0), Phys. Rev. Lett. **101**, 062001 (2008), [arXiv:0802.2400].
- [673] V. M. Abazov *et al.* (D0), Phys. Rev. D **85**, 052006 (2012), [arXiv:1110.3771].
- [674] B. Abelev *et al.* (ALICE), Phys. Lett. B **722**, 262 (2013), [arXiv:1301.3475].
- [675] G. Aad *et al.* (ATLAS), Eur. Phys. J. C **73**, 8, 2509 (2013), [arXiv:1304.4739].
- [676] G. Aad *et al.* (ATLAS), JHEP **02**, 153 (2015), [Erratum: JHEP09,141(2015)], [arXiv:1410.8857].
- [677] M. Aaboud *et al.* (ATLAS), JHEP **09**, 020 (2017), [arXiv:1706.03192].
- [678] V. Khachatryan *et al.* (CMS), Eur. Phys. J. C **76**, 5, 265 (2016), [arXiv:1512.06212].
- [679] S. Chatrchyan *et al.* (CMS), Phys. Rev. D **87**, 11, 112002 (2013), [Erratum: Phys. Rev.D87,no.11,119902(2013)], [arXiv:1212.6660].
- [680] V. Khachatryan *et al.* (CMS), JHEP **03**, 156 (2017), [arXiv:1609.05331].
- [681] V. Khachatryan *et al.* (CMS), Eur. Phys. J. C **76**, 8, 451 (2016), [arXiv:1605.04436].
- [682] M. Aaboud *et al.* (ATLAS), JHEP **05**, 195 (2018), [arXiv:1711.02692].
- [683] A. M. Sirunyan *et al.* (CMS), JHEP **12**, 082 (2020), [arXiv:2005.05159].
- [684] A. Tumasyan *et al.* (CMS), JHEP **02**, 142 (2022), [Addendum: JHEP 12, 035 (2022)], [arXiv:2111.10431].
- [685] A. Tumasyan *et al.* (CMS), Eur. Phys. J. C **83**, 8, 742 (2023), [arXiv:2210.13557].

- [686] J. Currie *et al.*, *JHEP* **10**, 155 (2018), [arXiv:1807.03692].
- [687] A. Schwartzman, *Int. J. Mod. Phys. A* **30**, 31, 1546002 (2015), [arXiv:1509.05459].
- [688] T.-J. Hou *et al.* (2019), [arXiv:1908.11238].
- [689] R. Abdul Khalek *et al.*, *Eur. Phys. J. C* **80**, 8, 797 (2020), [arXiv:2005.11327].
- [690] X. Jing *et al.*, *Phys. Rev. D* **108**, 3, 034029 (2023), [arXiv:2306.03918].
- [691] G. Aad *et al.* (ATLAS), *JHEP* **05**, 059 (2014), [arXiv:1312.3524].
- [692] A. M. Sirunyan *et al.* (CMS), *Eur. Phys. J. C* **77**, 11, 746 (2017), [arXiv:1705.02628].
- [693] T. Aaltonen *et al.* (CDF), *Phys. Rev. D* **79**, 112002 (2009), [arXiv:0812.4036].
- [694] V. M. Abazov *et al.* (D0), *Phys. Rev. Lett.* **103**, 191803 (2009), [arXiv:0906.4819].
- [695] S. Chatrchyan *et al.* (CMS), *JHEP* **05**, 055 (2012), [arXiv:1202.5535].
- [696] V. Khachatryan *et al.* (CMS), *Phys. Lett. B* **746**, 79 (2015), [arXiv:1411.2646].
- [697] A. M. Sirunyan *et al.* (CMS), *JHEP* **07**, 013 (2017), [arXiv:1703.09986].
- [698] G. Aad *et al.* (ATLAS), *JHEP* **01**, 029 (2013), [arXiv:1210.1718].
- [699] M. Aaboud *et al.* (ATLAS), *Phys. Rev. D* **96**, 5, 052004 (2017), [arXiv:1703.09127].
- [700] V. M. Abazov *et al.* (D0), *Phys. Rev. Lett.* **94**, 221801 (2005), [hep-ex/0409040].
- [701] V. M. Abazov *et al.* (D0), *Phys. Lett. B* **721**, 212 (2013), [arXiv:1212.1842].
- [702] G. Aad *et al.* (ATLAS), *Phys. Rev. Lett.* **106**, 172002 (2011), [arXiv:1102.2696].
- [703] V. Khachatryan *et al.* (CMS), *Phys. Rev. Lett.* **106**, 122003 (2011), [arXiv:1101.5029].
- [704] V. Khachatryan *et al.* (CMS), *Eur. Phys. J. C* **76**, 10, 536 (2016), [arXiv:1602.04384].
- [705] A. M. Sirunyan *et al.* (CMS), *Eur. Phys. J. C* **78**, 7, 566 (2018), [arXiv:1712.05471].
- [706] A. M. Sirunyan *et al.* (CMS), *Eur. Phys. J. C* **79**, 9, 773 (2019), [arXiv:1902.04374].
- [707] P. Kokkas, *Int. J. Mod. Phys. A* **30**, 31, 1546004 (2015), [arXiv:1509.02144].
- [708] G. Aad *et al.* (ATLAS), *JHEP* **01**, 188 (2021), [Erratum: *JHEP* 12, 053 (2021)], [arXiv:2007.12600].
- [709] M. Aaboud *et al.* (ATLAS), *Eur. Phys. J. C* **77**, 6, 367 (2017), [arXiv:1612.03016].
- [710] G. Aad *et al.* (ATLAS), *Phys. Lett. B* **759**, 601 (2016), [arXiv:1603.09222].
- [711] R. Aaij *et al.* (LHCb), *JHEP* **08**, 039 (2015), [arXiv:1505.07024].
- [712] S. Chatrchyan *et al.* (CMS), *JHEP* **10**, 132 (2011), [arXiv:1107.4789].
- [713] S. Chatrchyan *et al.* (CMS), *Phys. Rev. Lett.* **112**, 191802 (2014), [arXiv:1402.0923].
- [714] R. Aaij *et al.* (LHCb), *JHEP* **06**, 058 (2012), [arXiv:1204.1620].
- [715] R. Aaij *et al.* (LHCb), *JHEP* **01**, 155 (2016), [arXiv:1511.08039].
- [716] R. Aaij *et al.* (LHCb), *JHEP* **09**, 136 (2016), [arXiv:1607.06495].
- [717] M. Aaboud *et al.* (ATLAS), *JHEP* **12**, 059 (2017), [arXiv:1710.05167].
- [718] A. Hayrapetyan *et al.* (CMS), *JHEP* **04**, 162 (2025), [arXiv:2408.03744].
- [719] G. Aad *et al.* (ATLAS), *Phys. Lett. B* **854**, 138725 (2024), [arXiv:2403.12902].
- [720] G. Aad *et al.* (ATLAS), *Eur. Phys. J. C* **80**, 7, 616 (2020), [arXiv:1912.02844].
- [721] A. M. Sirunyan *et al.* (CMS), *JHEP* **12**, 061 (2019), [arXiv:1909.04133].
- [722] S. Chatrchyan *et al.* (CMS), *JHEP* **10**, 007 (2011), [arXiv:1108.0566].
- [723] V. Khachatryan *et al.* (CMS), *Eur. Phys. J. C* **75**, 4, 147 (2015), [arXiv:1412.1115].

- [724] G. Aad *et al.* (ATLAS), *Phys. Lett. B* **725**, 223 (2013), [arXiv:1305.4192].
- [725] G. Aad *et al.* (ATLAS), *JHEP* **06**, 112 (2014), [arXiv:1404.1212].
- [726] G. Aad *et al.* (ATLAS), *JHEP* **08**, 009 (2016), [arXiv:1606.01736].
- [727] A. M. Sirunyan *et al.* (CMS), *JHEP* **12**, 059 (2019), [arXiv:1812.10529].
- [728] S. Chatrchyan *et al.* (CMS), *Phys. Rev. D* **90**, 3, 032004 (2014), [arXiv:1312.6283].
- [729] V. Khachatryan *et al.* (CMS), *Eur. Phys. J. C* **76**, 8, 469 (2016), [arXiv:1603.01803].
- [730] G. Aad *et al.* (ATLAS), *Eur. Phys. J. C* **79**, 9, 760 (2019), [arXiv:1904.05631].
- [731] R. Aaij *et al.* (LHCb), *JHEP* **10**, 030 (2016), [arXiv:1608.01484].
- [732] G. Aad *et al.* (ATLAS), *Eur. Phys. J. C* **76**, 5, 291 (2016), [arXiv:1512.02192].
- [733] V. Khachatryan *et al.* (CMS), *JHEP* **02**, 096 (2017), [arXiv:1606.05864].
- [734] A. M. Sirunyan *et al.* (CMS), *JHEP* **03**, 172 (2018), [arXiv:1710.07955].
- [735] M. Aaboud *et al.* (ATLAS), *JHEP* **05**, 077 (2018), [arXiv:1711.03296].
- [736] U. Blumenschein, *Int. J. Mod. Phys. A* **30**, 31, 1546007 (2015), [arXiv:1509.04885].
- [737] G. Aad *et al.* (ATLAS), *Eur. Phys. J. C* **79**, 10, 847 (2019), [arXiv:1907.06728].
- [738] V. Khachatryan *et al.* (CMS), *Phys. Rev. D* **95**, 052002 (2017), [arXiv:1610.04222].
- [739] A. M. Sirunyan *et al.* (CMS), *Phys. Rev. D* **96**, 7, 072005 (2017), [arXiv:1707.05979].
- [740] A. M. Sirunyan *et al.* (CMS), *Eur. Phys. J. C* **78**, 11, 965 (2018), [arXiv:1804.05252].
- [741] G. Aad *et al.* (ATLAS), *Eur. Phys. J. C* **85**, 7, 738 (2025), [arXiv:2412.11644].
- [742] G. Aad *et al.* (ATLAS), *JHEP* **06**, 080 (2023), [arXiv:2205.02597].
- [743] G. Aad *et al.* (ATLAS), *JHEP* **07**, 032 (2013), [arXiv:1304.7098].
- [744] Z. Bern *et al.*, *Phys. Rev. D* **88**, 1, 014025 (2013), [arXiv:1304.1253].
- [745] G. Aad *et al.* (ATLAS), *Phys. Rev. D* **108**, 1, 012022 (2023), [arXiv:2204.12355].
- [746] M. Voutilainen, *Int. J. Mod. Phys. A* **30**, 31, 1546008 (2015), [arXiv:1509.05026].
- [747] G. Aad *et al.* (ATLAS), *JHEP* **08**, 005 (2016), [arXiv:1605.03495].
- [748] G. Aad *et al.* (ATLAS), *JHEP* **10**, 203 (2019), [arXiv:1908.02746].
- [749] S. Chatrchyan *et al.* (CMS), *Phys. Rev. D* **84**, 052011 (2011), [arXiv:1108.2044].
- [750] S. Chatrchyan *et al.* (CMS), *JHEP* **06**, 009 (2014), [arXiv:1311.6141].
- [751] G. Aad *et al.* (ATLAS), *Phys. Rev. D* **89**, 5, 052004 (2014), [arXiv:1311.1440].
- [752] M. Aaboud *et al.* (ATLAS), *Phys. Lett. B* **780**, 578 (2018), [arXiv:1801.00112].
- [753] M. Aaboud *et al.* (ATLAS), *Nucl. Phys. B* **918**, 257 (2017), [arXiv:1611.06586].
- [754] A. M. Sirunyan *et al.* (CMS), *Eur. Phys. J. C* **79**, 1, 20 (2019), [arXiv:1807.00782].
- [755] A. M. Sirunyan *et al.* (CMS), *Eur. Phys. J. C* **79**, 11, 969 (2019), [arXiv:1907.08155].
- [756] G. Aad *et al.* (ATLAS), *JHEP* **03**, 179 (2020), [arXiv:1912.09866].
- [757] D. d’Enterria and J. Rojo, *Nucl. Phys. B* **860**, 311 (2012), [arXiv:1202.1762].
- [758] L. Carminati *et al.*, *EPL* **101**, 6, 61002 (2013), [arXiv:1212.5511].
- [759] F. Siegert, *J. Phys. G* **44**, 4, 044007 (2017), [arXiv:1611.07226].
- [760] M. Aaboud *et al.* (ATLAS), *Phys. Lett. B* **776**, 295 (2018), [arXiv:1710.09560].
- [761] J. H. Kuhn *et al.*, *JHEP* **03**, 059 (2006), [hep-ph/0508253].
- [762] J. M. Lindert *et al.*, *Eur. Phys. J. C* **77**, 12, 829 (2017), [arXiv:1705.04664].

- [763] V. Khachatryan *et al.* (CMS), *JHEP* **10**, 128 (2015), [Erratum: *JHEP*04,010(2016)], [arXiv:1505.06520].
- [764] G. Aad *et al.* (ATLAS), *Phys. Lett. B* **798**, 134913 (2019), [arXiv:1903.10415].
- [765] G. Aad *et al.* (ATLAS), *Phys. Rev. Lett.* **129**, 6, 061803 (2022), [arXiv:2201.13045].
- [766] A. M. Sirunyan *et al.* (CMS), *Phys. Rev. Lett.* **125**, 15, 151802 (2020), [arXiv:2006.11191].
- [767] G. Aad *et al.* (ATLAS), *JHEP* **01**, 086 (2013), [arXiv:1211.1913].
- [768] M. Aaboud *et al.* (ATLAS), *Phys. Rev. D* **95**, 11, 112005 (2017), [arXiv:1704.03839].
- [769] G. Aad *et al.* (ATLAS), *JHEP* **11**, 169 (2021), [arXiv:2107.09330].
- [770] S. Chatrchyan *et al.* (CMS), *Eur. Phys. J. C* **74**, 11, 3129 (2014), [arXiv:1405.7225].
- [771] M. Aaboud *et al.* (ATLAS), *Phys. Lett. B* **781**, 55 (2018), [arXiv:1712.07291].
- [772] K. Kröniger, A. B. Meyer and P. Uwer, in T. Schörner-Sadenius, editor, “The Large Hadron Collider: Harvest of Run 1,” 259–300 (2015), [arXiv:1506.02800].
- [773] M. Aaboud *et al.* (ATLAS), *Phys. Rev. D* **94**, 9, 092003 (2016), [arXiv:1607.07281].
- [774] M. Aaboud *et al.* (ATLAS), *Eur. Phys. J. C* **77**, 5, 292 (2017), [arXiv:1612.05220].
- [775] A. M. Sirunyan *et al.* (CMS), *Eur. Phys. J. C* **79**, 5, 368 (2019), [arXiv:1812.10505].
- [776] A. M. Sirunyan *et al.* (CMS), *Eur. Phys. J. C* **80**, 7, 658 (2020), [arXiv:1904.05237].
- [777] G. Aad *et al.* (ATLAS), *JHEP* **07**, 141 (2023), [arXiv:2303.15340].
- [778] M. Czakon *et al.*, *JHEP* **05**, 149 (2018), [arXiv:1803.07623].
- [779] G. Aad *et al.* (ATLAS), *Eur. Phys. J. C* **83**, 6, 496 (2023), [arXiv:2303.15061].
- [780] G. Bevilacqua and M. Worek, *JHEP* **07**, 111 (2012), [arXiv:1206.3064].
- [781] S. Chatrchyan *et al.* (CMS), *Phys. Lett. B* **728**, 496 (2014), [Erratum: *Phys. Lett. B*738,526(2014)], [arXiv:1307.1907].
- [782] T. Klijnsma *et al.*, *Eur. Phys. J. C* **77**, 11, 778 (2017), [arXiv:1708.07495].
- [783] G. Aad *et al.* (ATLAS), *Eur. Phys. J. C* **74**, 10, 3109 (2014), [Addendum: *Eur. Phys. J. C* 76, 642 (2016)], [arXiv:1406.5375].
- [784] A. M. Sirunyan *et al.* (CMS), *JHEP* **09**, 051 (2017), [arXiv:1701.06228].
- [785] G. Aad *et al.* (ATLAS), *Phys. Rev. Lett.* **135**, 23, 231802 (2025), [arXiv:2507.03595].
- [786] G. Aad *et al.* (ATLAS), *Eur. Phys. J. C* **84**, 1, 78 (2024), [arXiv:2306.11379].
- [787] M. Aaboud *et al.* (ATLAS), *Phys. Lett. B* **786**, 114 (2018), [arXiv:1805.10197].
- [788] A. M. Sirunyan *et al.* (CMS), *Phys. Lett. B* **792**, 369 (2019), [arXiv:1812.06504].
- [789] D. de Florian *et al.* (LHC Higgs Cross Section Working Group), *CERN Yellow Rep. Monogr.* **2**, 1 (2017), [arXiv:1610.07922].
- [790] M. Aaboud *et al.* (ATLAS), *Phys. Rev. D* **98**, 052005 (2018), [arXiv:1802.04146].
- [791] A. M. Sirunyan *et al.* (CMS), *JHEP* **01**, 183 (2019), [arXiv:1807.03825].
- [792] G. Aad *et al.* (ATLAS), *JHEP* **08**, 027 (2022), [arXiv:2202.00487].
- [793] A. Tumasyan *et al.* (CMS), *JHEP* **07**, 091 (2023), [arXiv:2208.12279].
- [794] S. Navas *et al.* (Particle Data Group), *Phys. Rev. D* **110**, 3, 030001 (2024).
- [795] D. d’Enterria *et al.*, in “Workshop on precision measurements of the QCD coupling constant (alphas-2019) Trento, Trentino, Italy, February 11-15, 2019,” (2019), [arXiv:1907.01435].
- [796] D. d’Enterria *et al.*, *J. Phys. G* **51**, 9, 090501 (2024), [arXiv:2203.08271].

- [797] G. P. Salam, in A. Levy, S. Forte and G. Ridolfi, editors, “From My Vast Repertoire ...: Guido Altarelli’s Legacy,” 101–121 (2019), [arXiv:1712.05165].
- [798] A. Pich *et al.*, in “13th Conference on Quark Confinement and the Hadron Spectrum (Confinement XIII) Maynooth, Ireland, July 31-August 6, 2018,” (2018), [arXiv:1811.11801].
- [799] A. Pich, *Prog. Part. Nucl. Phys.* **117**, 103846 (2021), [arXiv:2012.04716].
- [800] Y. Aoki *et al.* (Flavour Lattice Averaging Group (FLAG)), *Phys. Rev. D* **113**, 1, 014508 (2026), [arXiv:2411.04268].
- [801] M. Beneke and M. Jamin, *JHEP* **09**, 044 (2008), [arXiv:0806.3156].
- [802] K. Maltman and T. Yavin, *Phys. Rev. D* **78**, 094020 (2008), [arXiv:0807.0650].
- [803] S. Narison, *Phys. Lett. B* **673**, 30 (2009), [arXiv:0901.3823].
- [804] I. Caprini and J. Fischer, *Eur. Phys. J. C* **64**, 35 (2009), [arXiv:0906.5211].
- [805] A. Pich, *Prog. Part. Nucl. Phys.* **75**, 41 (2014), [arXiv:1310.7922].
- [806] D. Boito *et al.*, *Phys. Rev. D* **91**, 3, 034003 (2015), [arXiv:1410.3528].
- [807] G. Altarelli, *PoS Corfu2012*, 002 (2013), [arXiv:1303.6065].
- [808] A. Pich and A. Rodríguez-Sánchez, *Phys. Rev. D* **94**, 3, 034027 (2016), [arXiv:1605.06830].
- [809] A. H. Hoang and C. Regner, *Phys. Rev. D* **105**, 9, 096023 (2022), [arXiv:2008.00578].
- [810] A. H. Hoang and C. Regner, *Eur. Phys. J. ST* **230**, 12-13, 2625 (2021), [arXiv:2105.11222].
- [811] M. Golterman, K. Maltman and S. Peris, *Phys. Rev. D* **108**, 1, 014007 (2023), [arXiv:2305.10386].
- [812] M. A. Benitez-Rathgeb *et al.*, *JHEP* **09**, 223 (2022), [arXiv:2207.01116].
- [813] M. A. Benitez-Rathgeb *et al.*, *JHEP* **07**, 016 (2022), [arXiv:2202.10957].
- [814] D. Boito *et al.*, *Phys. Rev. D* **98**, 7, 074030 (2018), [arXiv:1805.08176].
- [815] D. Boito *et al.*, *Phys. Rev. D* **111**, 7, 074010 (2025), [arXiv:2502.08147].
- [816] D. Boito *et al.*, *Phys. Rev. D* **103**, 3, 034028 (2021), [arXiv:2012.10440].
- [817] Y. S. Amhis *et al.* (HFLAV), *Phys. Rev. D* **107**, 5, 052008 (2023), [arXiv:2206.07501].
- [818] C. Ayala, G. Cvetič and D. Teca, *J. Phys. G* **50**, 4, 045004 (2023), [arXiv:2206.05631].
- [819] J. Wu *et al.*, *Chin. Phys. C* **49**, 2, 023001 (2025), [arXiv:2406.16119].
- [820] V. Mateu and P. G. Ortega, *JHEP* **01**, 122 (2018), [arXiv:1711.05755].
- [821] C. Peset, A. Pineda and J. Segovia, *JHEP* **09**, 167 (2018), [arXiv:1806.05197].
- [822] S. Narison, *Int. J. Mod. Phys. A* **33**, 10, 1850045 (2018), [Addendum: *Int. J. Mod. Phys. A* **33**, 1850045 (2018)], [arXiv:1801.00592].
- [823] S. Narison, *Int. J. Mod. Phys. A* **33**, 33, 1892004 (2018), [arXiv:1812.09360].
- [824] D. Boito and V. Mateu, *Phys. Lett. B* **806**, 135482 (2020), [arXiv:1912.06237].
- [825] D. Boito and V. Mateu, *JHEP* **03**, 094 (2020), [arXiv:2001.11041].
- [826] J. Blümlein, H. Bottcher and A. Guffanti, *Nucl. Phys. B* **774**, 182 (2007), [hep-ph/0607200].
- [827] P. Jimenez-Delgado and E. Reya, *Phys. Rev. D* **89**, 7, 074049 (2014), [arXiv:1403.1852].
- [828] S. Alekhin *et al.*, *Phys. Rev. D* **96**, 1, 014011 (2017), [arXiv:1701.05838].
- [829] S. Alekhin, J. Blümlein and S. Moch, *Eur. Phys. J. C* **78**, 6, 477 (2018), [arXiv:1803.07537].
- [830] S. Alekhin *et al.*, *Eur. Phys. J. C* **85**, 2, 162 (2025), [arXiv:2407.00545].
- [831] T. Cridge *et al.*, *Eur. Phys. J. C* **81**, 8, 744 (2021), [arXiv:2106.10289].

- [832] T. Cridge, L. A. Harland-Lang and R. S. Thorne, *Eur. Phys. J. C* **84**, 10, 1009 (2024), [[arXiv:2404.02964](#)].
- [833] R. D. Ball *et al.* (NNPDF), *Eur. Phys. J. C* **78**, 5, 408 (2018), [[arXiv:1802.03398](#)].
- [834] R. D. Ball *et al.* (NNPDF), *Eur. Phys. J. C* **85**, 9, 1001 (2025), [[arXiv:2506.13871](#)].
- [835] I. Abt *et al.* (H1, ZEUS), *Eur. Phys. J. C* **82**, 3, 243 (2022), [[arXiv:2112.01120](#)].
- [836] S. Bethke *et al.* (JADE), *Eur. Phys. J. C* **64**, 351 (2009), [[arXiv:0810.1389](#)].
- [837] G. Dissertori *et al.*, *JHEP* **08**, 036 (2009), [[arXiv:0906.3436](#)].
- [838] G. Abbiendi *et al.* (OPAL), *Eur. Phys. J. C* **71**, 1733 (2011), [[arXiv:1101.1470](#)].
- [839] A. Kardos *et al.*, *Eur. Phys. J. C* **78**, 6, 498 (2018), [[arXiv:1804.09146](#)].
- [840] G. Dissertori *et al.*, *Phys. Rev. Lett.* **104**, 072002 (2010), [[arXiv:0910.4283](#)].
- [841] J. Schieck *et al.* (JADE), *Eur. Phys. J. C* **73**, 3, 2332 (2013), [[arXiv:1205.3714](#)].
- [842] A. Verbytskyi *et al.*, *JHEP* **08**, 129 (2019), [[arXiv:1902.08158](#)].
- [843] R. Abbate *et al.*, *Phys. Rev. D* **83**, 074021 (2011), [[arXiv:1006.3080](#)].
- [844] T. Gehrmann, G. Luisoni and P. F. Monni, *Eur. Phys. J. C* **73**, 1, 2265 (2013), [[arXiv:1210.6945](#)].
- [845] A. H. Hoang *et al.*, *Phys. Rev. D* **91**, 9, 094018 (2015), [[arXiv:1501.04111](#)].
- [846] G. Luisoni, P. F. Monni and G. P. Salam, *Eur. Phys. J. C* **81**, 2, 158 (2021), [[arXiv:2012.00622](#)].
- [847] F. Caola *et al.*, *JHEP* **01**, 093 (2022), [[arXiv:2108.08897](#)]; F. Caola *et al.*, *JHEP* **12**, 062 (2022), [[arXiv:2204.02247](#)].
- [848] P. Nason and G. Zanderighi, *JHEP* **06**, 058 (2023), [[arXiv:2301.03607](#)].
- [849] P. Nason and G. Zanderighi, *JHEP* **06**, 200 (2025), [[arXiv:2501.18173](#)].
- [850] L. G. Almeida *et al.*, *JHEP* **04**, 174 (2014), [[arXiv:1401.4460](#)].
- [851] U. G. Aglietti *et al.*, *Phys. Rev. Lett.* **134**, 25, 251904 (2025), [[arXiv:2502.01570](#)].
- [852] M. Beneke and V. M. Braun, *Nucl. Phys. B* **426**, 301 (1994), [[hep-ph/9402364](#)].
- [853] G. P. Salam and D. Wicke, *JHEP* **05**, 061 (2001), [[hep-ph/0102343](#)].
- [854] V. Mateu, I. W. Stewart and J. Thaler, *Phys. Rev. D* **87**, 1, 014025 (2013), [[arXiv:1209.3781](#)].
- [855] C. Lee and G. F. Sterman, *Phys. Rev. D* **75**, 014022 (2007), [[hep-ph/0611061](#)].
- [856] C. Farren-Collyoty *et al.* (2025), [[arXiv:2507.18696](#)].
- [857] M. A. Benitez *et al.*, *JHEP* **07**, 249 (2025), [[arXiv:2412.15164](#)].
- [858] M. A. Benitez *et al.* (2025), [[arXiv:2502.12253](#)].
- [859] A. H. Hoang *et al.*, *JHEP* **09**, 092 (2025), [[arXiv:2506.09130](#)].
- [860] R. Frederix *et al.*, *JHEP* **11**, 050 (2010), [[arXiv:1008.5313](#)].
- [861] P. Bolzoni, B. A. Kniehl and A. V. Kotikov, *Nucl. Phys. B* **875**, 18 (2013), [[arXiv:1305.6017](#)].
- [862] M. Alvarez *et al.*, *JHEP* **03**, 129 (2023), [[arXiv:2301.01086](#)].
- [863] S. Dittmaier, A. Huss and C. Speckner, *JHEP* **11**, 095 (2012), [[arXiv:1210.0438](#)].
- [864] R. Frederix *et al.*, *JHEP* **04**, 076 (2017), [[arXiv:1612.06548](#)].
- [865] M. Czakon *et al.*, *JHEP* **10**, 186 (2017), [[arXiv:1705.04105](#)].
- [866] M. Reyer, M. Schönherr and S. Schumann, *Eur. Phys. J. C* **79**, 4, 321 (2019), [[arXiv:1902.01763](#)].

- [867] S. Forte and Z. Kassabov, *Eur. Phys. J. C* **80**, 3, 182 (2020), [arXiv:2001.04986].
- [868] C. Willis *et al.*, *Phys. Rev. D* **99**, 5, 054004 (2019), [arXiv:1809.09481].
- [869] S. Alekhin *et al.*, *Eur. Phys. J. C* **75**, 304 (2015), [arXiv:1410.4412].
- [870] R. D. Ball *et al.* (NNPDF), *Eur. Phys. J. C* **81**, 10, 958 (2021), [arXiv:2109.02671].
- [871] I. Abt *et al.* (ZEUS), *Eur. Phys. J. C* **83**, 11, 1082 (2023), [arXiv:2309.02889].
- [872] V. Chekhovsky *et al.* (CMS), *Phys. Lett. B* **868**, 139651 (2025), [arXiv:2412.16665].
- [873] F. Ahmadova *et al.*, *Phys. Rev. Lett.* **135**, 3, 031903 (2025), [arXiv:2412.21165].
- [874] A. Hayrapetyan *et al.* (CMS), *Phys. Rev. Lett.* **133**, 7, 071903 (2024), [arXiv:2402.13864].
- [875] A. Hayrapetyan *et al.* (CMS), *Eur. Phys. J. C* **84**, 8, 842 (2024), [arXiv:2404.16082].
- [876] D. d’Enterria and A. Poldaru, *JHEP* **06**, 016 (2020), [arXiv:1912.11733].
- [877] S. Camarda, G. Ferrera and M. Schott, *Eur. Phys. J. C* **84**, 1, 39 (2024), [arXiv:2203.05394].
- [878] G. Aad *et al.* (ATLAS) (2023), [arXiv:2309.12986].
- [879] J. Haller *et al.*, *Eur. Phys. J. C* **78**, 8, 675 (2018), [arXiv:1803.01853].
- [880] G. Voutsinas *et al.*, *Phys. Lett. B* **800**, 135068 (2020), [arXiv:1908.01704].
- [881] P. Janot and S. Jadach, *Phys. Lett. B* **803**, 135319 (2020), [arXiv:1912.02067].
- [882] V. Chekhovsky *et al.* (CMS) (2024), [arXiv:2412.13872].
- [883] T. Aaltonen *et al.* (CDF), *Science* **376**, 6589, 170 (2022).
- [884] J. de Blas *et al.*, *Phys. Rev. Lett.* **129**, 27, 271801 (2022), [Supplemental Material: *Phys.Rev.Lett.* 129, 271801 (2022)], [arXiv:2204.04204].
- [885] L. Del Debbio and A. Ramos, *Physics Reports* **920**, 1 (2021), ISSN 0370-1573, [arXiv:2101.04762].
- [886] S. Aoki *et al.* (Flavour Lattice Averaging Group), *Eur. Phys. J. C* **80**, 2, 113 (2020), [arXiv:1902.08191].
- [887] Y. Aoki *et al.* (Flavour Lattice Averaging Group (FLAG)), *Eur. Phys. J. C* **82**, 10, 869 (2022), [arXiv:2111.09849].
- [888] M. Bruno *et al.* (ALPHA), *Phys. Rev. Lett.* **119**, 10, 102001 (2017), [arXiv:1706.03821].
- [889] S. Aoki *et al.* (PACS-CS), *JHEP* **10**, 053 (2009), [arXiv:0906.3906].
- [890] C. McNeile *et al.*, *Phys. Rev. D* **82**, 034512 (2010), [arXiv:1004.4285].
- [891] K. Maltman *et al.*, *Phys. Rev. D* **78**, 114504 (2008), [arXiv:0807.2020].
- [892] B. Chakraborty *et al.*, *Phys. Rev. D* **91**, 5, 054508 (2015), [arXiv:1408.4169].
- [893] C. Ayala, X. Lobregat and A. Pineda, *JHEP* **09**, 016 (2020), [arXiv:2005.12301].
- [894] A. Bazavov *et al.* (TUMQCD), *Phys. Rev. D* **100**, 11, 114511 (2019), [arXiv:1907.11747].
- [895] S. Cali *et al.*, *Phys. Rev. Lett.* **125**, 242002 (2020), [arXiv:2003.05781].
- [896] P. Petreczky and J. H. Weber, *Eur. Phys. J. C* **82**, 1, 64 (2022), [arXiv:2012.06193].
- [897] M. Dalla Brida *et al.* (ALPHA), *Eur. Phys. J. C* **82**, 12, 1092 (2022), [arXiv:2209.14204].
- [898] M. Dalla Brida *et al.* (ALPHA), *Phys. Lett. B* **807**, 135571 (2020), [arXiv:1912.06001].
- [899] S. Chatrchyan *et al.* (CMS), *Eur. Phys. J. C* **73**, 10, 2604 (2013), [arXiv:1304.7498].